



Lackawanna River Heritage Trail Signage Program



Lackawanna Heritage Valley
National and State Heritage Area

April 10, 2014



Lackawanna River Heritage Trail Signage Program

Lackawanna River Heritage Trail Signage Program

A. Graphic Identity Standards

	<i>Page</i>
Trail Identification Logo	A.1
LHV Trail Logo	A.2
Typeface	A.3
Color	A.4

B. Sign Types

	<i>Page</i>
Menu of Sign Types	B.1

C. Design Drawings

Wayfinding

	<i>Sign Type 1</i>	<i>Page</i>
<i>Auto</i>		
Directional DOT Corridors	1.1	C.1
Directional Urban Setting	1.2	C.2
<i>Pedestrian</i>		
Trail and Sidewalk	1.3	C.3
<i>Trail Route and Distance</i>		
Trail Distance Markers	1.5	C.4
Trail Medallion	1.6	C.5

Identification

	<i>Sign Type 2</i>	<i>Page</i>
Monument	2.1	C.6
Monument	2.2	C.7
Monument	2.3	C.8
Monolith	2.4	C.9
Monolith	2.5	C.10
Monolith	2.6	C.11

Information Kiosk

	<i>Sign Type 3</i>	<i>Page</i>
Kiosk	3.1	C.12
Kiosk	3.2	C.13
Kiosk	3.3	C.14
Kiosk	3.4	C.15
Kiosk with Roof	3.5	C.16

Regulatory

	<i>Sign Type 4</i>	<i>Page</i>
Double pole	4.1	C.17
Single pole	4.2	C.17
Stop	4.3	C.17

Special Interest

	<i>Sign Type 5</i>	<i>Page</i>
Art on the Trail	5.1	C.18
Adopt-A-Trail	5.2	C.19
Interpretive	5.3	C.20

D. Graphic Templates


	<i>Page</i>
Directional	D.1
Distance Markers	D.2
Trail Medallion	D.3
Monolith	D.4
Kiosk 24	D.5
Kiosk 18	D.6
Kiosk 12	D.7
Regulatory	D.8
Adopt-A-Trail	D.9

E. Fabrication Details

	<i>Page</i>
Concrete Bases	E.1
Monument	E.2
Monolith	E.3
Kiosk	E.4
Art on the Trail	E.5
Kiosk with Roof	
Drawing	E.6
Drawing	E.7
Drawing	E.8
Drawing	E.9
Directional	
Drawing	E.10
Identification	
Monolith Sign 2.4	E.11

A. Graphic Identity

**Graphic Identity
Trail Logo**



**Lackawanna River
Heritage Trail**



**Lackawanna River
Heritage Trail**



Lackawanna Heritage Valley
National and State Heritage Area

Lackawanna River
Heritage Trail
Signage Program

April 10, 2014

**Graphic Identity
Trail Logo**

Drawing Page

A.1

Graphic Identity
LHV Logo for Trail Application

One color logo for signage



Lackawanna Heritage Valley

National and State Heritage Area



Lackawanna Heritage Valley
National and State Heritage Area

Lackawanna River
Heritage Trail
Signage Program

April 10, 2014

Graphic Identity
LHV Trail Logo

Drawing Page

A.2

Caslon Book

Lackawanna

ABCDEFGHIJKLMNOPQRSTUVWXYZ

abcdefghijklmnopqrstuvwxyz

1234567890

Univers

Heritage

ABCDEFGHIJKLMNOPQRSTUVWXYZ

abcdefghijklmnopqrstuvwxyz

1234567890



Lackawanna Heritage Valley
National and State Heritage Area

Lackawanna River
Heritage Trail
Signage Program

April 10, 2014

**Graphic Identity
Typefaces**

Drawing Page

A.3

Graphic Trail Identity Colors



Lackawanna Heritage Valley
National and State Heritage Area

Lackawanna River Heritage Trail Signage Program

Polyester Powder Coating is to be used for all metal structures.

Samples of all colors to be provided for approval.



Blue

Polyester Powder Coating
Interstate Blue
Tiger Drylac 38/40025

3M Opaque Film
Intense Blue
1800-57

Pantone Ink
301C



Bronze

Polyester Powder Coating
Tiger Drylac 38/60014
Bronze


3M Opaque Film
Putty
7725-59



Tan

Polyester Powder Coating
Tiger Drylac 38/15002
Sierra Tan

3M Opaque Film
Sandtone
7725-89



Black

Polyester Powder Coating
Tiger Drylac 38/8002
Jet Black

3M Opaque Film
Matte Black
150C-12

Pantone Ink
Black C

April 10, 2014

Graphic Trail Identity Colors

Drawing Page

A.4

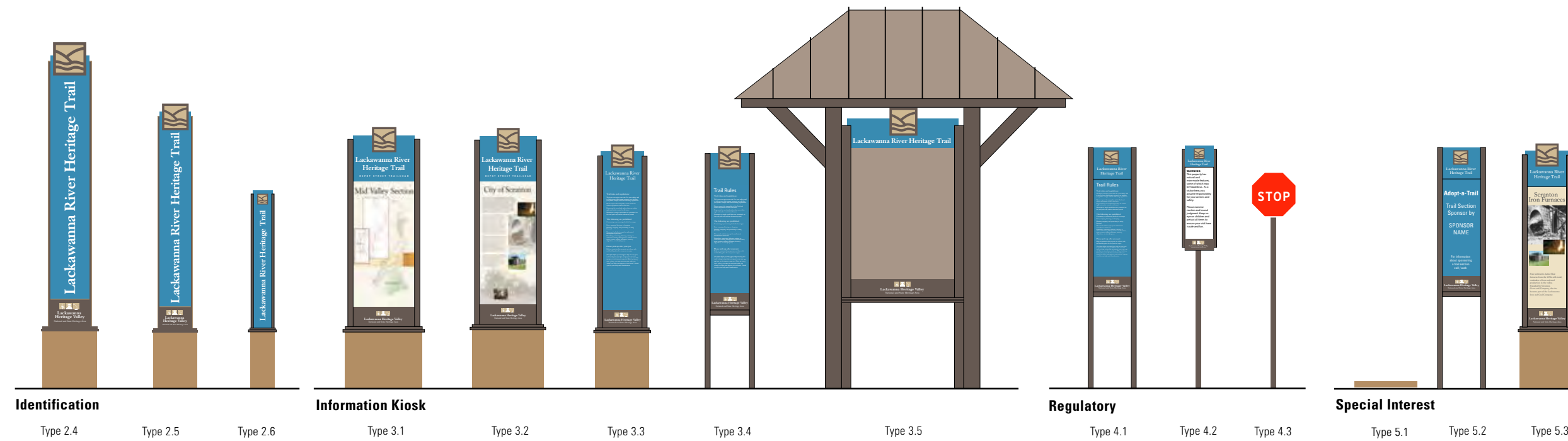
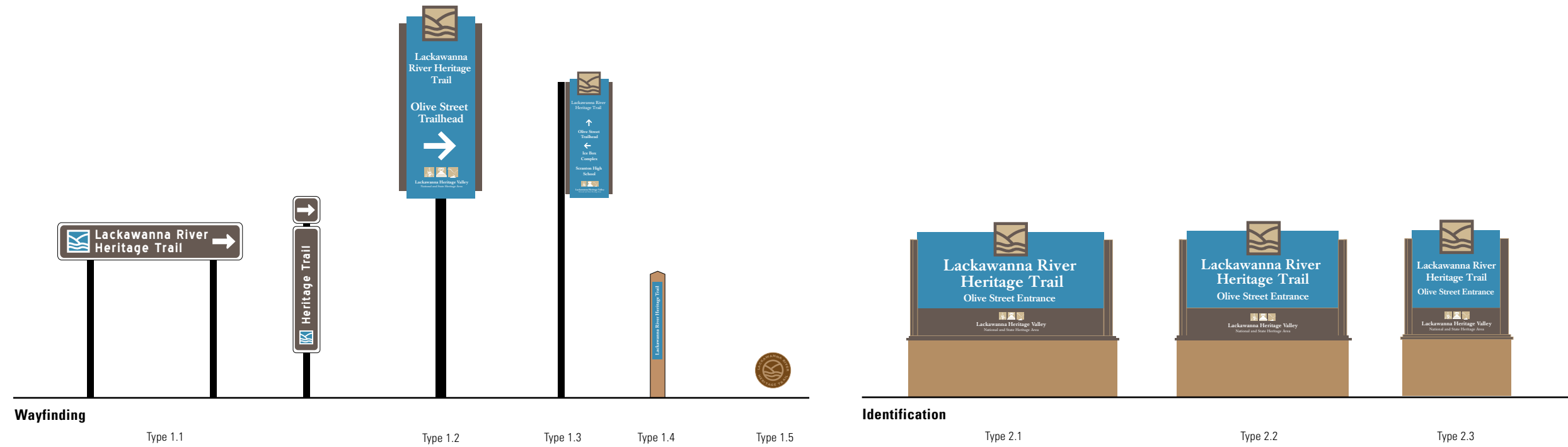
B. Sign Types

Sign Types



Lackawanna Heritage Valley
National and State Heritage Area

Lackawanna River Heritage Trail Signage Program



April 10, 2014

Sign Types

Drawing Page

B.1

C. Design Drawings

Directional Signs State Highways

Auto Directional State Wayfinding Signs - Two color graphic logo, white type, brown background.

Note: Sign drawing is not to scale, sign vendor to provide DOT scaled and approved vector art.





1 Sign Type **C1-1** - Advance of the exit, on highway, 8" type



2 Sign Type **C1-2** - On exit ramp or at the end, 6" type



3 Sign Type **C1-3** - Horizontal
End of the exit ramp, 6" type
Note: Arrow direction changes sides
and direction as determined by its location



4 Sign **C1-4** - Vertical
Secondary Two Lane Roads, 4" type
Note: Arrow direction changes sides
and direction as determined by its location



Lackawanna Heritage Valley
National and State Heritage Area

Lackawanna River Heritage Trail Signage Program

Signage that will be installed on State roads must follow PennDOT performance standards for highway signing.

The drawings on this page show design intent and content using MUTCD guidelines and Clearview typeface. The drawings are not to be used as final art for fabrication.

Sign fabrication drawings are to be provided by the sign manufacturer for final approval by PennDOT unless PennDOT has approved a signage layout for this area and will manufacture the required signs through its sign shop and provide for installation.

These drawings are meant for DESIGN INTENT ONLY and are not for construction. Contractor shall verify and be responsible for all dimensions and conditions of the job. Contractor shall be familiar with the site and conditions it presents. This office must be notified of any variations from the dimensions and conditions shown on this drawing. Shop drawings and details must be submitted to LHV for approval prior to proceeding with fabrication. All copy shall be proofread by LHV and all legal and code requirements approved by LHV prior to fabrication.

April 10, 2014


Directional Signs State Highways

Drawing Page


C1

Directional Signs

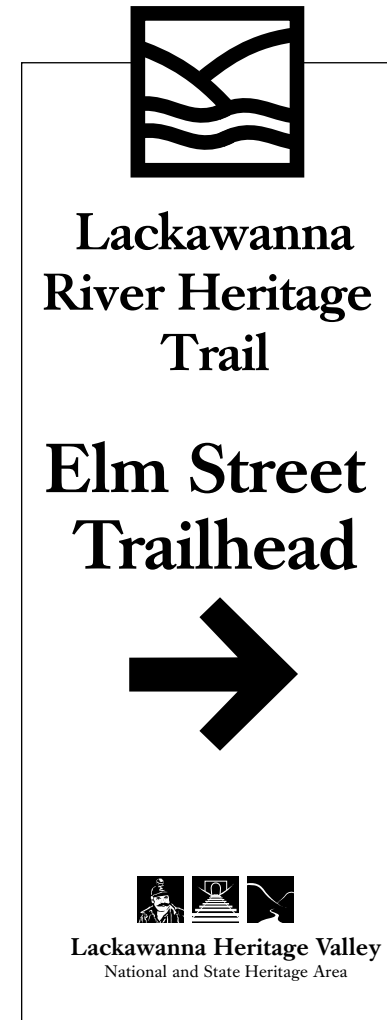
Sign Type 1.2



**BACKER PANEL
SHAPE**



**GRAPHIC PANEL
SHAPE**



GRAPHIC

Sign Panel

The 1/8" sign backer panel slides down and into the 3" square post with PVC blocking and fastening with screws.

Paint

Backer panel is powder coated bronze and the two message panels that are mounted to the backer panel on both sides are powder coated blue.

Graphics

Logo is cut from 7-year tan and brown vinyl.

If the message text exceeds vinyl application technique (to small and to many words) the message is digital printed directly onto the metal surface in white and the background behind the logo is printed blue.

Vector cutting panel shapes and text files are provided as Adobe Illustrator.

NOTE Vendor to provide graphic typesetting of message layouts based on provided graphic templates.



Lackawanna Heritage Valley
National and State Heritage Area

Lackawanna River Heritage Trail Signage Program

General Description

The directional post and panel sign is fabricated with 1/8" aluminum flat stock and router cut to shape. The three sign panels are powder coated a custom bronze and blue as per approved samples and bonded together. Graphic messages is applied vinyl and appear on two sides. The LHV identification at the bottom is directly printed onto the metal surface.

Graphic messages appear on two sides.

See Section D

Additional graphic information.

See Section E

Additional fabrication information.

These drawings are meant for DESIGN INTENT ONLY and are not for construction. Contractor shall verify and be responsible for all dimensions and conditions of the job. Contractor shall be familiar with the site and conditions it presents. This office must be notified of any variations from the dimensions and conditions shown on this drawing. Shop drawings and details must be submitted to LHV for approval prior to proceeding with fabrication. All copy shall be proofread by LHV and all legal and code requirements approved by LHV prior to fabrication.

April 10, 2014

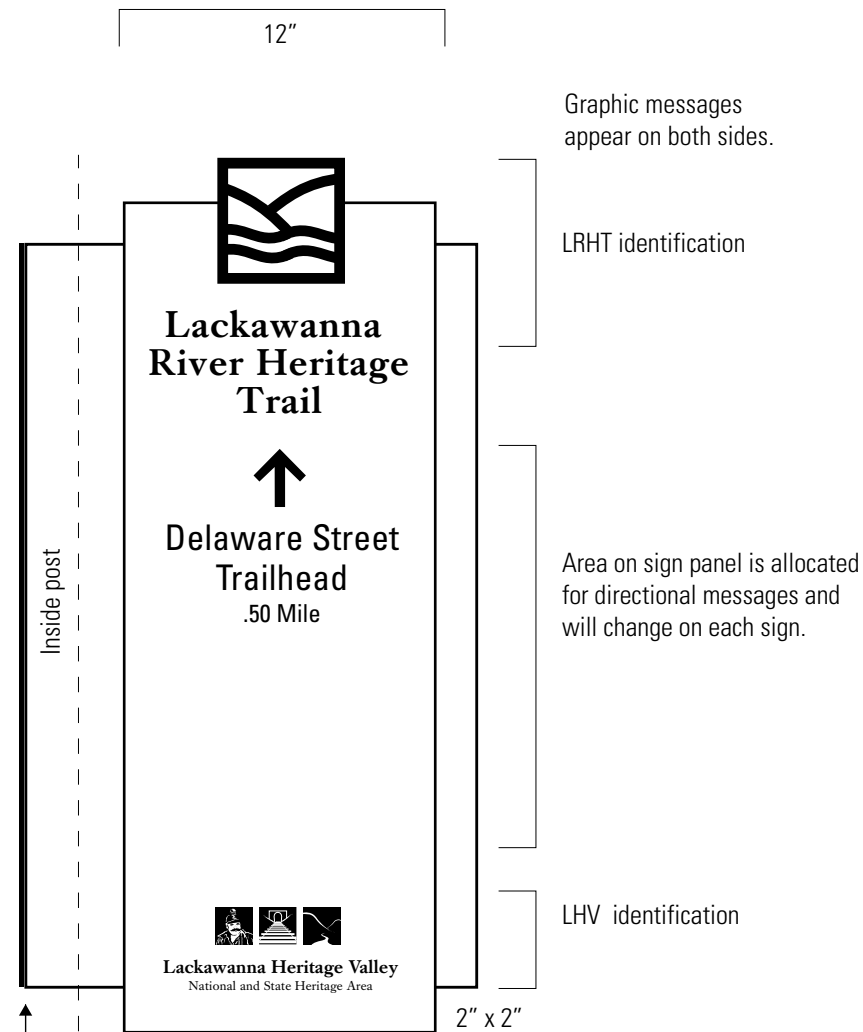
Directional Signs Type 1.2

Drawing Page

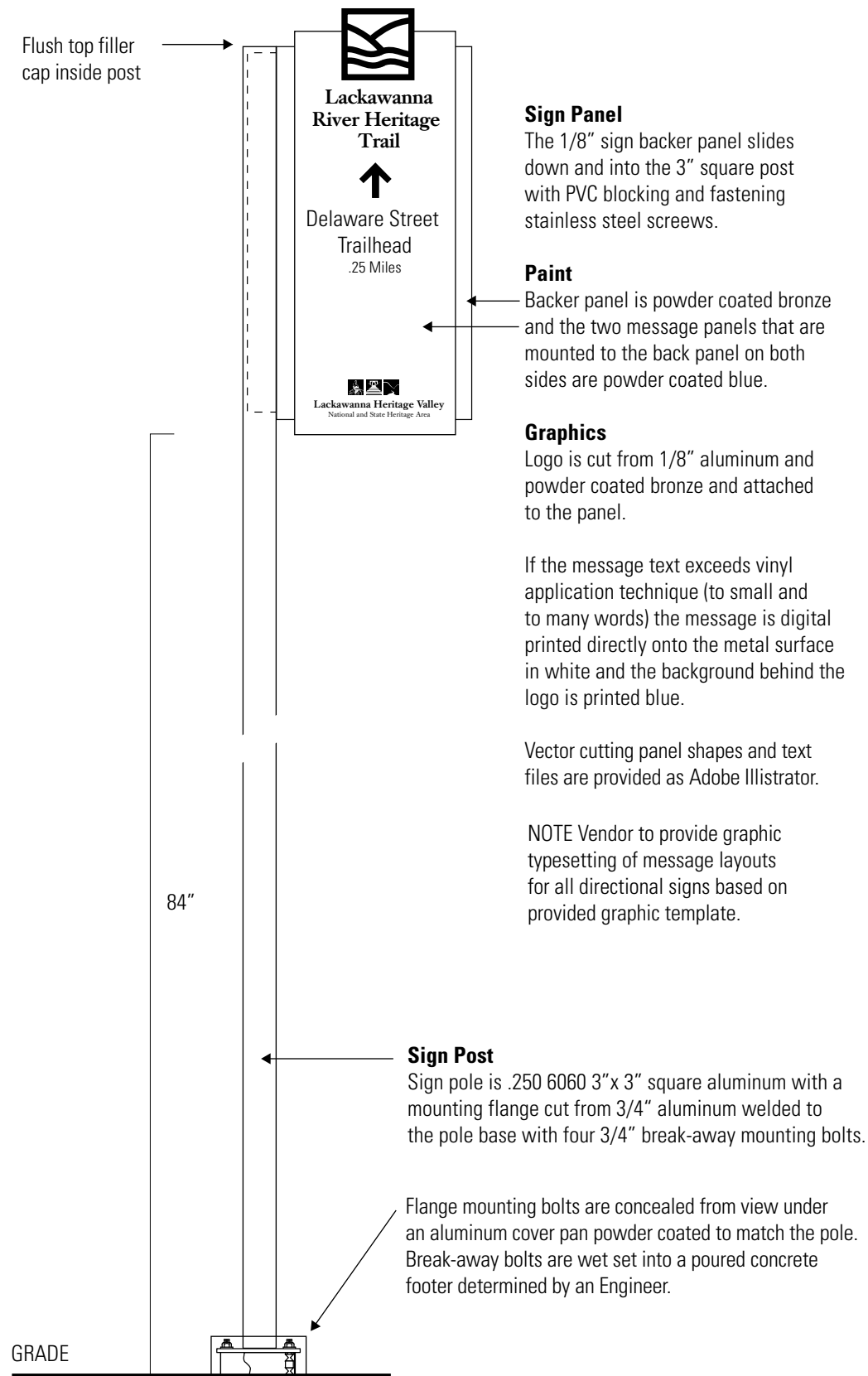
C.2

Directional Signs

Sign Type 1.2



End bracket has a support bracket welded to sign panel for attaching the panel inside the 3" x 3" sign pole.



Lackawanna Heritage Valley
National and State Heritage Area

Lackawanna River Heritage Trail Signage Program

General Description

Directional Post and Panel Sign

The directional post and panel sign is fabricated with 1/8" aluminum flat stock and router cut to shape. The three sign panels are powder coated a custom bronze and blue as per approved samples and bonded together. Logo is cut from 1/8" aluminum and powder coated brone. The background behind the logo and graphic messages is applied vinyl and appear on two sides. The LHV identification at the bottom is directly printed onto the metal surface.

Graphic messages appear on two sides.

See Section D

Additional graphic information.

See Section E

Additional fabrication information.

These drawings are meant for DESIGN INTENT ONLY and are not for construction. Contractor shall verify and be responsible for all dimensions and conditions of the job. Contractor shall be familiar with the site and conditions it presents. This office must be notified of any variations from the dimensions and conditions shown on this drawing. Shop drawings and details must be submitted to LHV for approval prior to proceeding with fabrication. All copy shall be proofread by LHV and all legal and code requirements approved by LHV prior to fabrication.

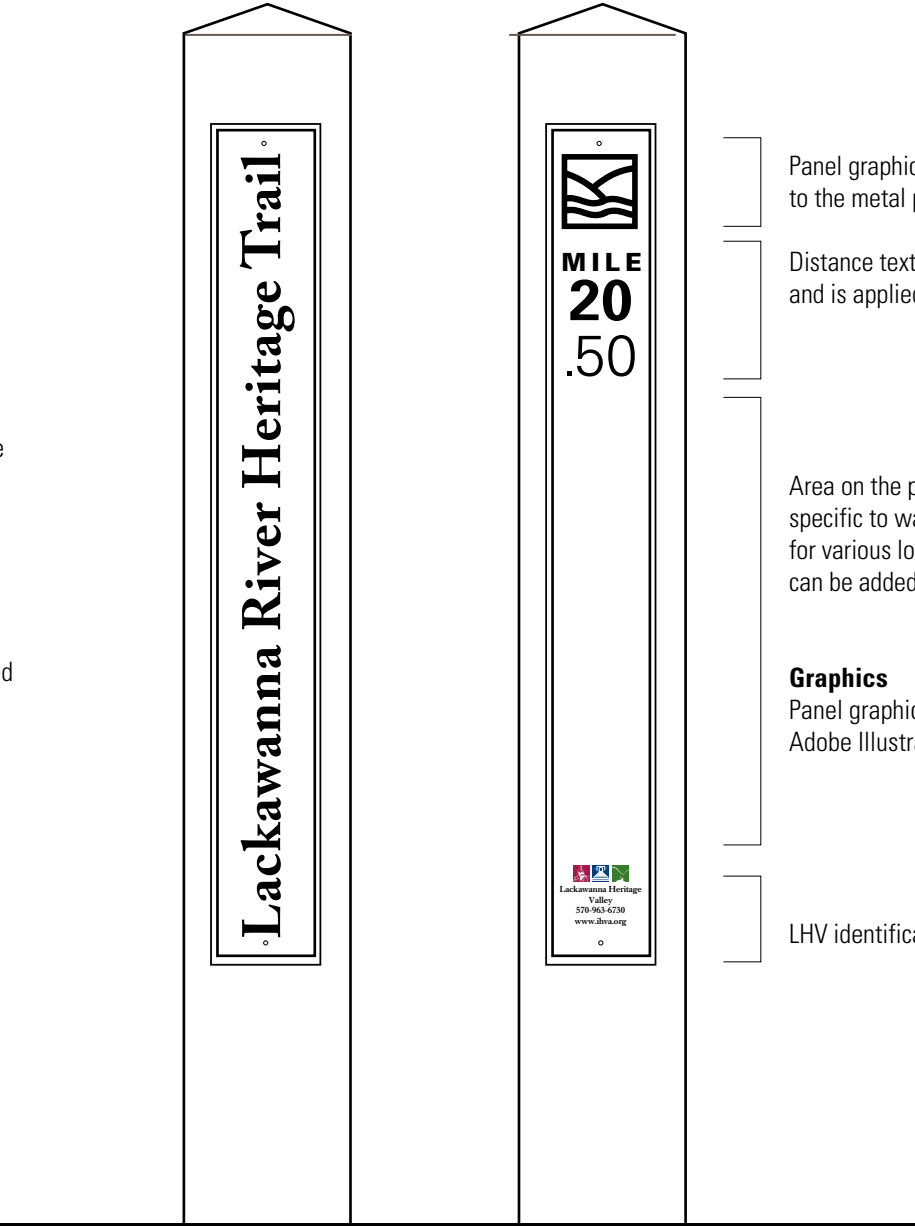
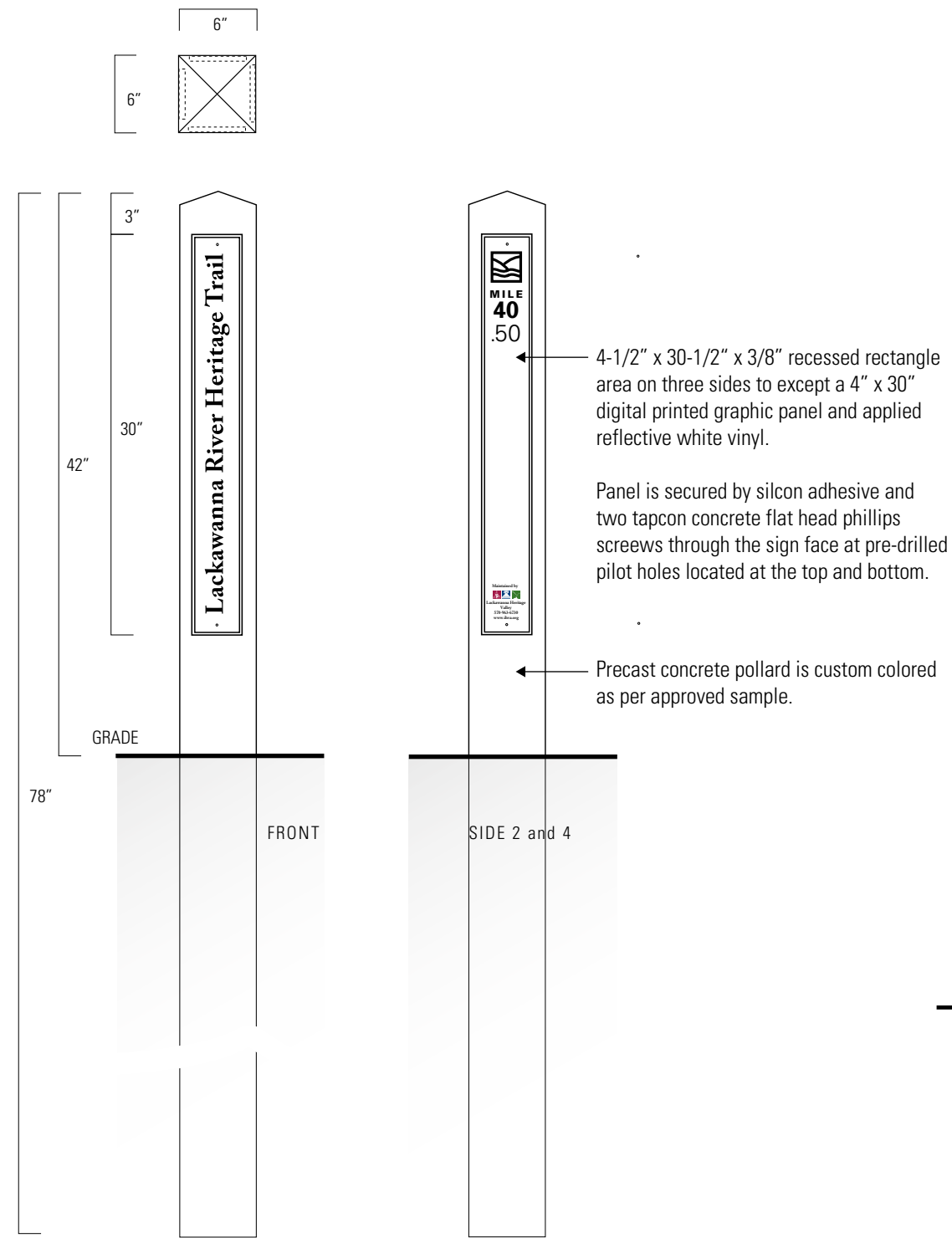
April 10, 2014

Directional Signs Type 1.3

Drawing

C.3

Trail Wayfinding Distance Marker Sign Type 1.4



- Panel graphics are all printed directly to the metal panel except for distance text.
- Distance text is reflective white vinyl and is applied to the panel after it is printed.
- Area on the panels is allocated for information specific to wayfinding and service messages for various locations along the trail route and can be added to the metal panel
- Graphics**
Panel graphics to be provided as Adobe Illustrator art.
- LHV identification



Lackawanna Heritage Valley
National and State Heritage Area

Lackawanna River Heritage Trail Signage Program

General Description

Distance marker pollards are 78" h x 6" x 6" precast custom color concrete. Pollards have three recessed areas that can hold a 4" x 30" printed metal sign panel providing the distance and other messages specific to the location.

Pollards are directly buried and back filled at various locations along the trail route.

See Section D
Additional graphic information

See Section E
Additional fabrication information

These drawings are meant for DESIGN INTENT ONLY and are not for construction. Contractor shall verify and be responsible for all dimensions and conditions of the job. Contractor shall be familiar with the site and conditions it presents. This office must be notified of any variations from the dimensions and conditions shown on this drawing. Shop drawings and details must be submitted to LHV for approval prior to proceeding with fabrication. All copy shall be proofread by LHV and all legal and code requirements approved by LHV prior to fabrication.

April 10, 2014
**Distance Marker
Sign Type 1.4**

Trail Medallions

Sign Type 1.5

Cast Bronze Medallion

Cast bronze medallion plaques have a single line raised boarder and the logo and name is raised to the same level. The background is standard pebble texture and the raised elements have a random-orbital finish.

The 8" medallion is 1/2" thick and is drilled and tapped on the back for standard stud.

The 3" medallion is 1/8" thick and due to the thickness being less than 1/4" the stud is a boss mount.

Note

The final size of the medallion is determined by the size of the standard core bit that is required for drilling the concrete.

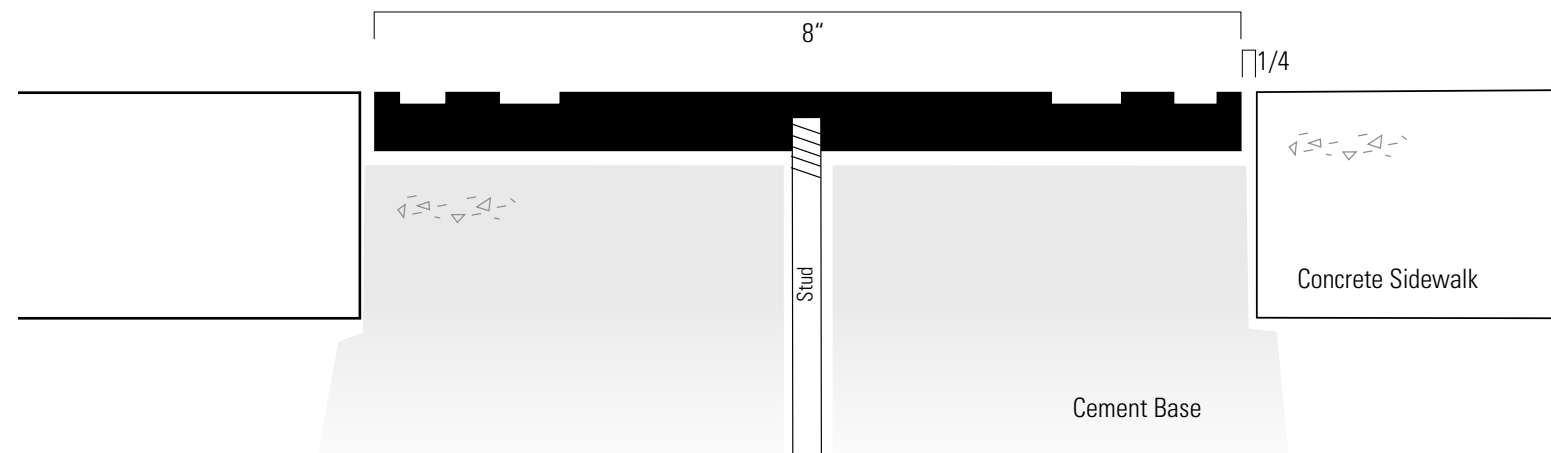
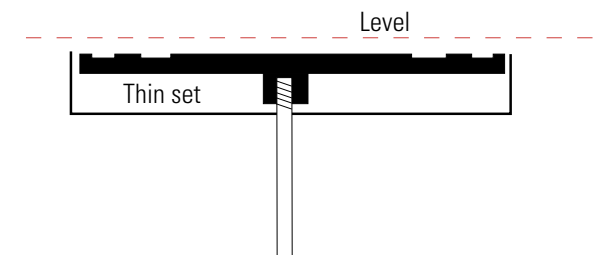
Graphics

Panel graphics to be provided as Adobe Illustrator art.

8" Medallion



4" Medallion



Installation

Sidewalk to be core drilled for the medallions and a new concrete base provided for the medallion.

Threaded stud is recommended for concealed mounting to concrete.

Bonding thin set cement or a two-part adhesive is an alternative to secure the plaque.

Medallions are to be recessed and level with the surrounding walking surfaces.



Lackawanna Heritage Valley
National and State Heritage Area

Lackawanna River Heritage Trail Signage Program

General Description

The cast bronze 8" medallions are mounted at the intersection crosswalk ramps on public paved sidewalks.

The cast bronze medallions boarder is a single line style and the logotype are all flat relief and the background is a standard pebble texture. The raised boarder and logotype will have a random-orbital finish. The plaques will meet NAAMM finish designation M35-M4x-C10-060 and ideal surface treatment for cast plaques mounted in sidewalks subject to pedestrian traffic.

See Section D

Additional graphic information

These drawings are meant for DESIGN INTENT ONLY and are not for construction. Contractor shall verify and be responsible for all dimensions and conditions of the job. Contractor shall be familiar with the site and conditions it presents. This office must be notified of any variations from the dimensions and conditions shown on this drawing. Shop drawings and details must be submitted to LHV for approval prior to proceeding with fabrication. All copy shall be proofread by LHV and all legal and code requirements approved by LHV prior to fabrication.

April 10, 2014

Trail Medallions Sign Type 1.5

Drawing Page

C.5

Identification Monument Sign Type 2.1



Lackawanna Heritage Valley
National and State Heritage Area

Lackawanna River Heritage Trail Signage Program

General Description

Monument sign cabinet is 72" x 12" x 36" sits on top of a 74" x 14" x 30" precast concrete base. The main cabinet structure has a fabricated 2" x 2" inner frame with keystone crown and is covered with 1/8" aluminum.

The aluminum corner caps are raised and are fabricated from 3" tube and are bonded to the sign box cabinet with a raised return edge. The sign is powder coated bronze and blue and the text and bottom logo are cut from 7 year vinyl.

The sign base is custom molded colored precast concrete.

See Section D
Additional graphic information.

See Section E
Additional fabrication information.

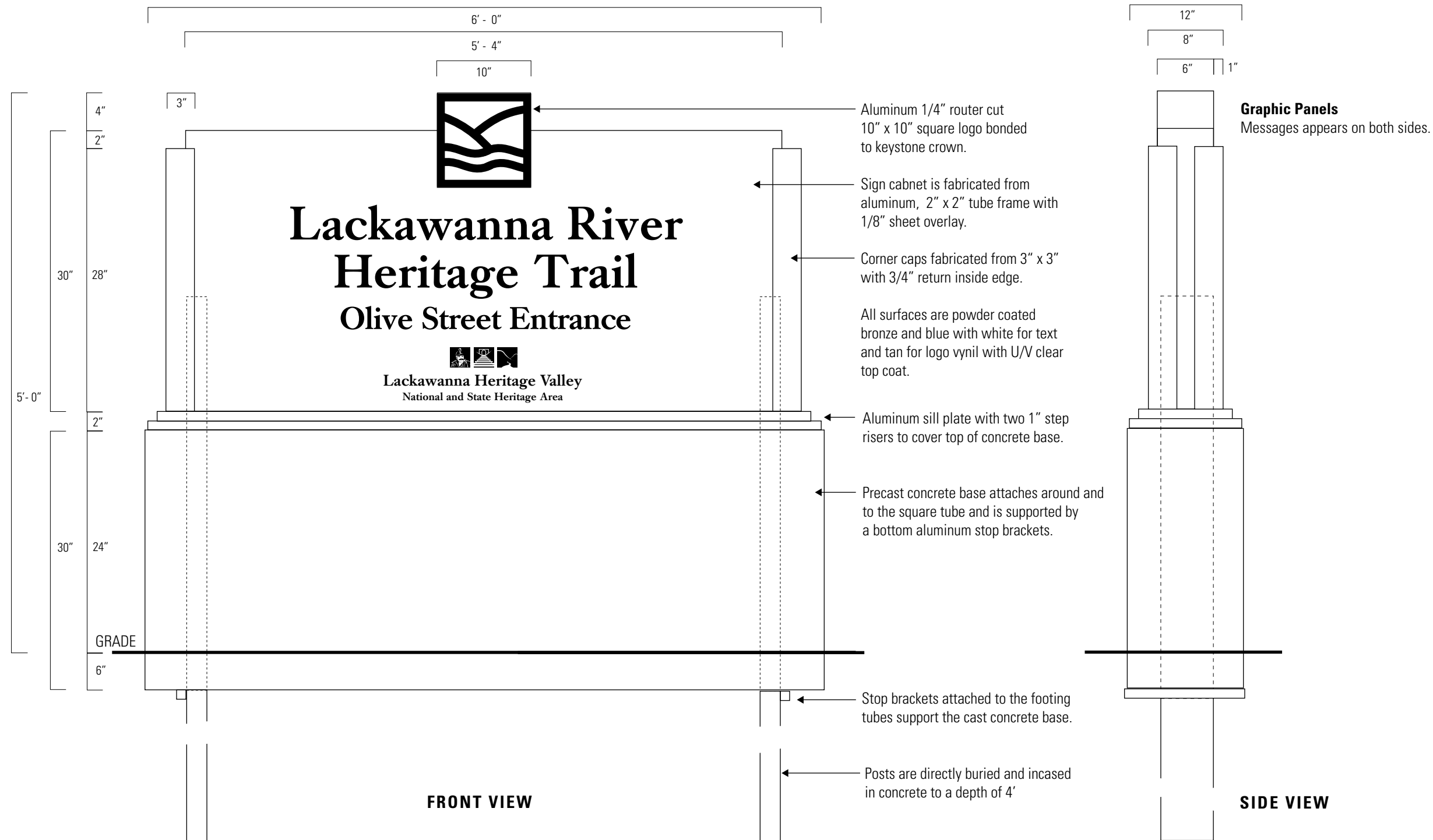
These drawings are meant for DESIGN INTENT ONLY and are not for construction. Contractor shall verify and be responsible for all dimensions and conditions of the job. Contractor shall be familiar with the site and conditions it presents. This office must be notified of any variations from the dimensions and conditions shown on this drawing. Shop drawings and details must be submitted to LHV for approval prior to proceeding with fabrication. All copy shall be proofread by LHV and all legal and code requirements approved by LHV prior to fabrication.

March 20, 2014

Identification Sign Sign Type 2.1

Drawing Page

C.6



Identification Monument

Sign Type 2.2



Lackawanna Heritage Valley
National and State Heritage Area

Lackawanna River Heritage Trail Signage Program

General Description

Monument sign cabinet is 48" x 12" x 36" sits on top of a 50" x 14" x 30" precast concrete base. The main cabinet structure has a fabricated 2" x 2" inner frame with keystone crown and is covered with 1/8" aluminum.

The aluminum corner caps are raised and are fabricated from 3" tube and are bonded to the sign box cabinet with a raised return edge. The sign is powder coated bronze and blue and the text and bottom logo are cut from 7 year vinyl.

The sign base is custom molded colored precast concrete.

See Section D
Additional graphic information.

See Section E
Additional fabrication information.

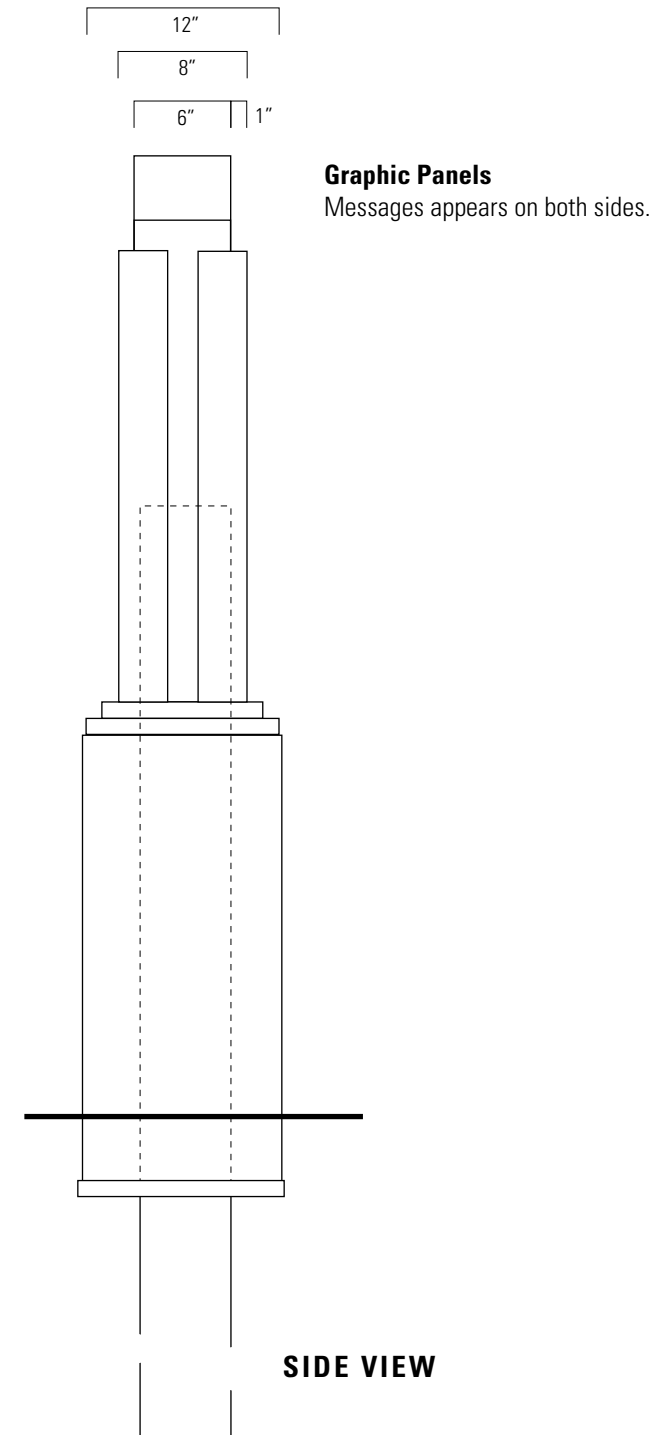
These drawings are meant for DESIGN INTENT ONLY and are not for construction. Contractor shall verify and be responsible for all dimensions and conditions of the job. Contractor shall be familiar with the site and conditions it presents. This office must be notified of any variations from the dimensions and conditions shown on this drawing. Shop drawings and details must be submitted to LHV for approval prior to proceeding with fabrication. All copy shall be proofread by LHV and all legal and code requirements approved by LHV prior to fabrication.

April 10, 2014

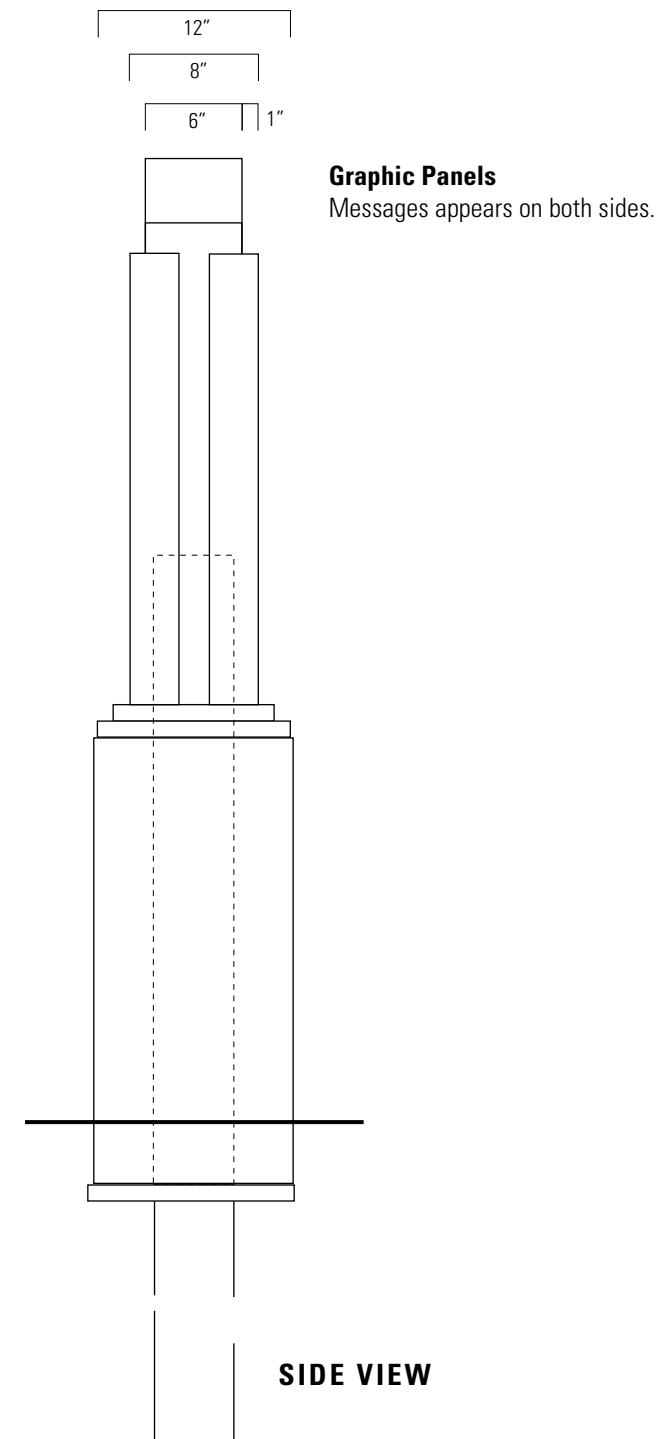
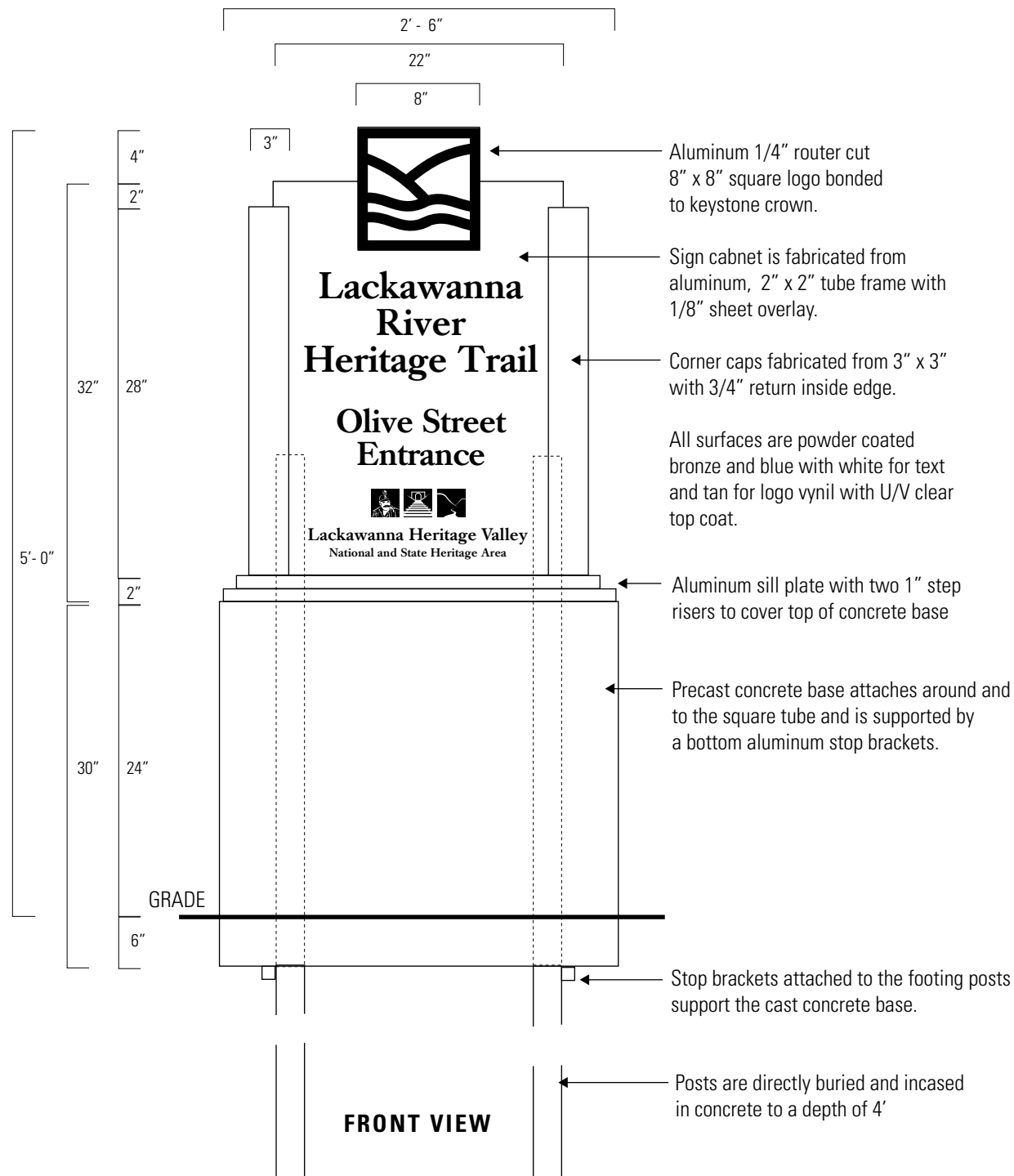
Identification Sign Sign Type 2.2

Drawing Page

C.7



Identification Monument Sign Type 2.3



Lackawanna Heritage Valley
National and State Heritage Area

Lackawanna River Heritage Trail Signage Program

General Description

Monument sign cabinet is 32" x 12" x 30" attaches to a 30" x 14" x 32" precast concrete base. The main cabinet structure has a fabricated 2" x 2" inner frame with keystone crown and is covered with 1/8" aluminum.

The aluminum corner caps are raised and are fabricated from 3" tube and are bonded to the sign box cabinet with a 1/2" raised return edge. The sign is powder coated bronze and blue and the text and bottom logo are cut from 7 year vinyl.

The sign base is custom molded colored precast concrete.

See Section D

Additional graphic information.

See Section E

Additional fabrication information.

These drawings are meant for DESIGN INTENT ONLY and are not for construction. Contractor shall verify and be responsible for all dimensions and conditions of the job. Contractor shall be familiar with the site and conditions it presents. This office must be notified of any variations from the dimensions and conditions shown on this drawing. Shop drawings and details must be submitted to LHV for approval prior to proceeding with fabrication. All copy shall be proofread by LHV and all legal and code requirements approved by LHV prior to fabrication.

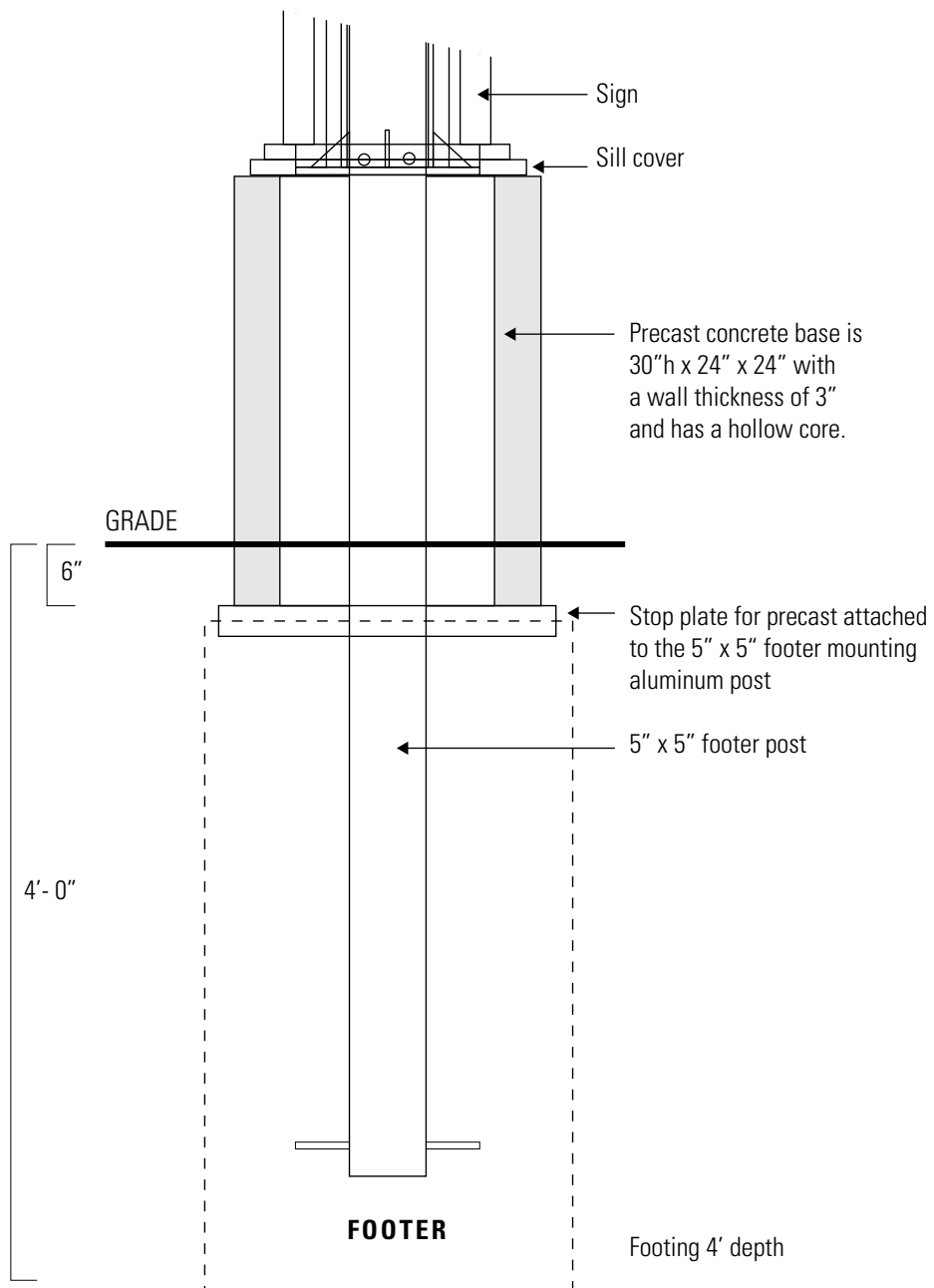
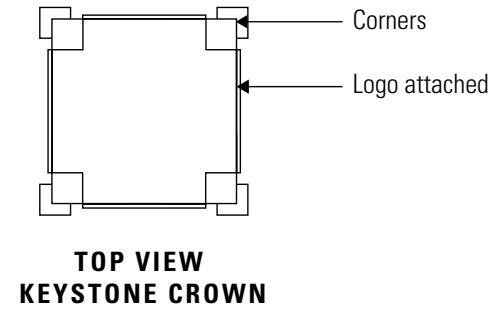
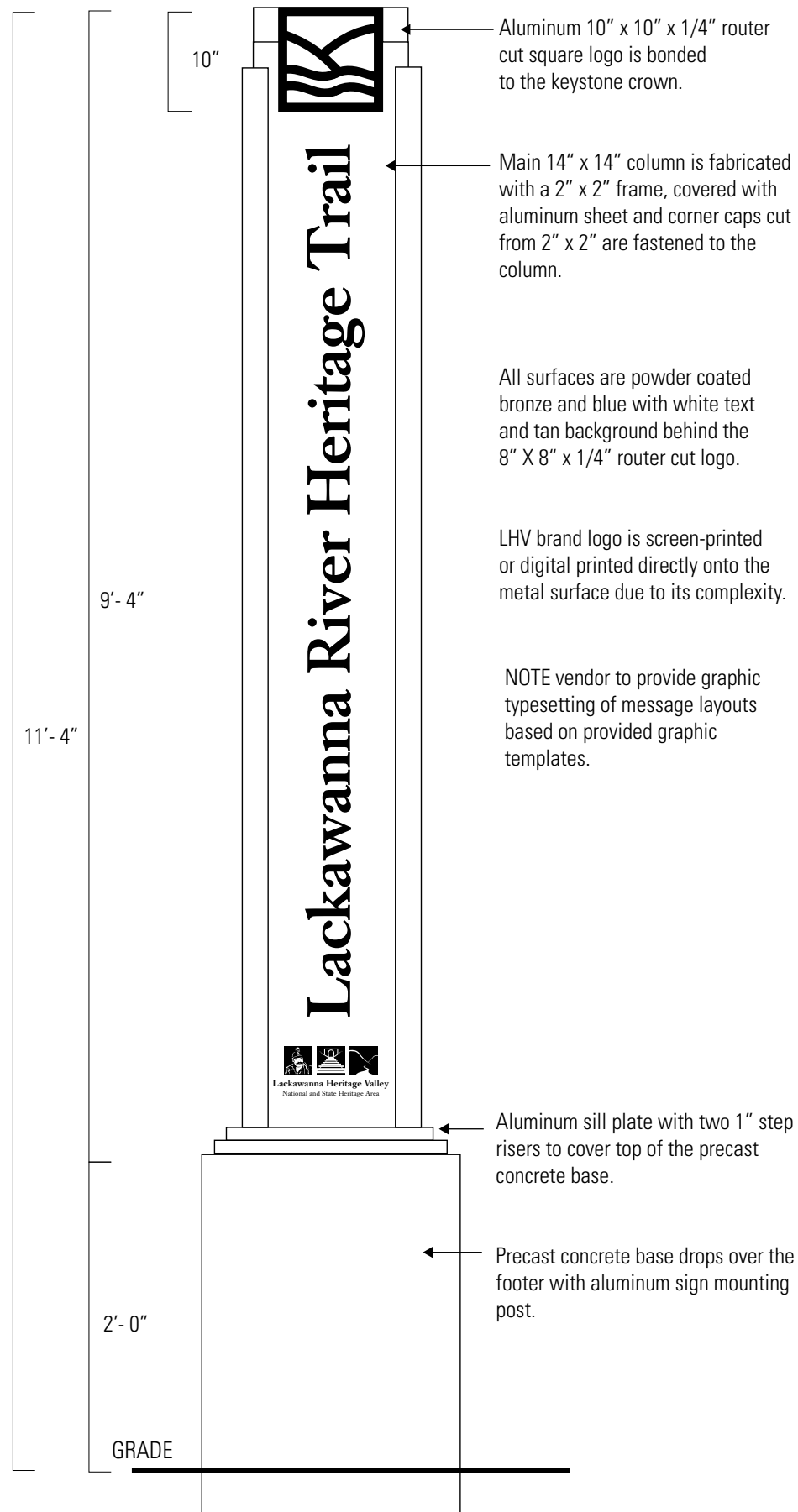
April 10, 2014

Identification Sign Sign Type 2.2

Drawing Page

C.8

Identification Monolith Sign Type 2.5



Lackawanna Heritage Valley
National and State Heritage Area

Lackawanna River Heritage Trail Signage Program

General Description

Monolith sign tower is 11'- 4" x 18" x 18" sits on top of a 30" x 22" x 22" precast concrete base. The main frame structure is fabricated with 2" x 2" tube and covered with 1/8" aluminum. The raised corner caps are fabricated from 3" tube. Sign tower is powder coated bronze and blue and the text and bottom logo are cut from 7 year vinyl with a UV/ graffiti protectant satin finish top coat.

The sign base is custom molded colored concrete that surrounds and attaches to and is supported by the aluminum sign tubes.

See Section D
Additional graphic information

See Section E
Additional fabrication information

These drawings are meant for DESIGN INTENT ONLY and are not for construction. Contractor shall verify and be responsible for all dimensions and conditions of the job. Contractor shall be familiar with the site and conditions it presents. This office must be notified of any variations from the dimensions and conditions shown on this drawing. Shop drawings and details must be submitted to LHV for approval prior to proceeding with fabrication. All copy shall be proofread by LHV and all legal and code requirements approved by LHV prior to fabrication.


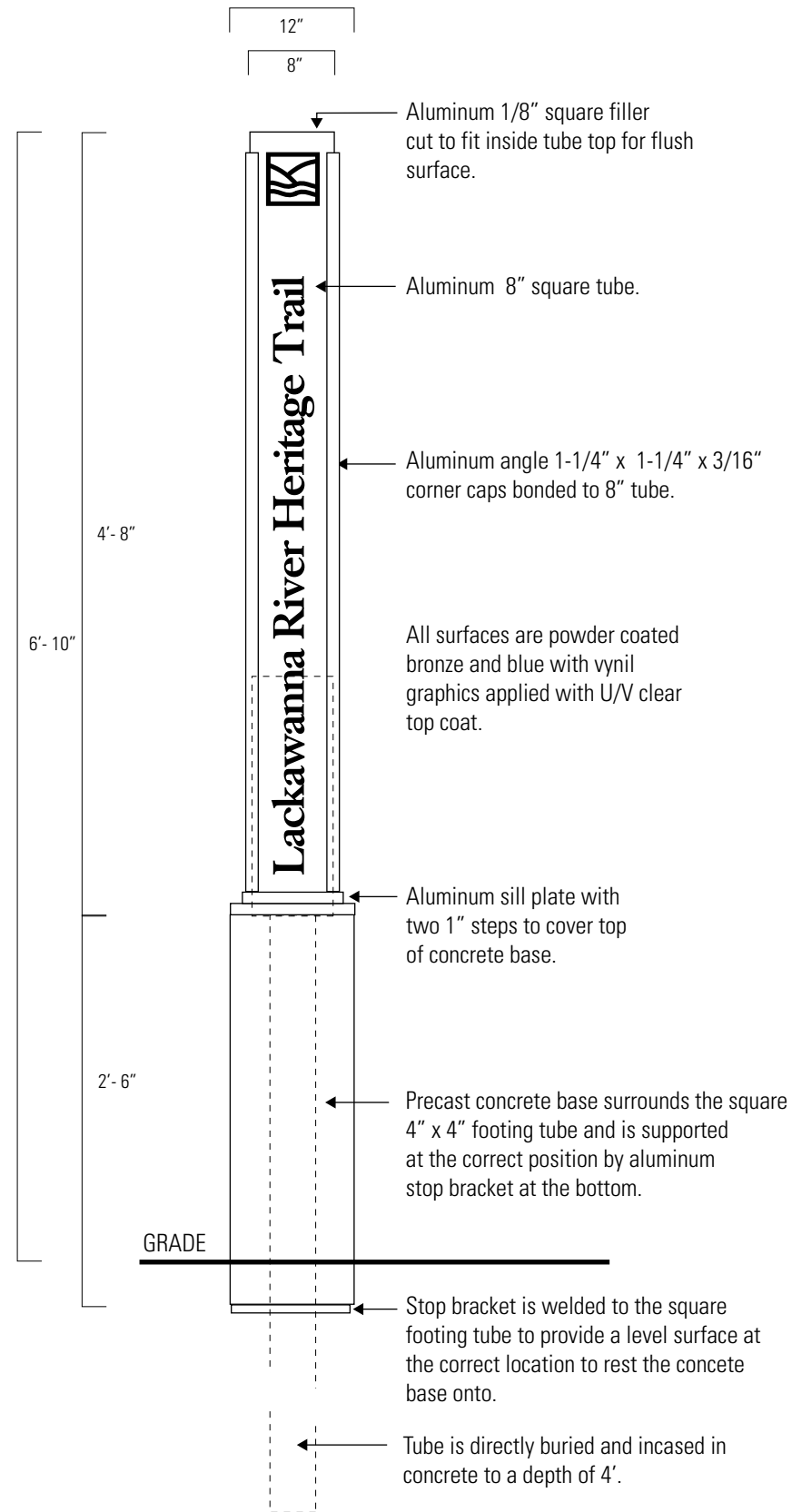
April 10, 2014

Identification Sign Sign Type 2.4

Drawing Page

C.9

Identification Monolith Sign Type 2.6



Graphic Panels
Messages appears on all four sides

Logo cut from 1/8" aluminum and powder coated bronze and applied to panel.

Content messages such as trail route direction arrow and trail services content determined by location are applied graphics.

Panel graphics to be provided as Adobe Illustrator art.



Lackawanna Heritage Valley
National and State Heritage Area

Lackawanna River Heritage Trail Signage Program

General Description

The monolith sign is fabricated from one 8" x 8" x 4'-8" tube with attached 1-1/4" corner caps and fabricated sill with two 1" step risers. Sign is powder coated bronze for sides A and D and blue for sides B and C. Logo is cut from 1/8" aluminum and powder coated. Background color behind logo, graphic text messages are cut from 7 year vinyl. The LHV identification at the bottom is directly printed onto the metal surface. The sign base is a custom colored precast concrete.

See Section D

Additional graphic information

See Section E

Additional fabrication information

These drawings are meant for DESIGN INTENT ONLY and are not for construction. Contractor shall verify and be responsible for all dimensions and conditions of the job. Contractor shall be familiar with the site and conditions it presents. This office must be notified of any variations from the dimensions and conditions shown on this drawing. Shop drawings and details must be submitted to LHV for approval prior to proceeding with fabrication. All copy shall be proofread by LHV and all legal and code requirements approved by LHV prior to fabrication.

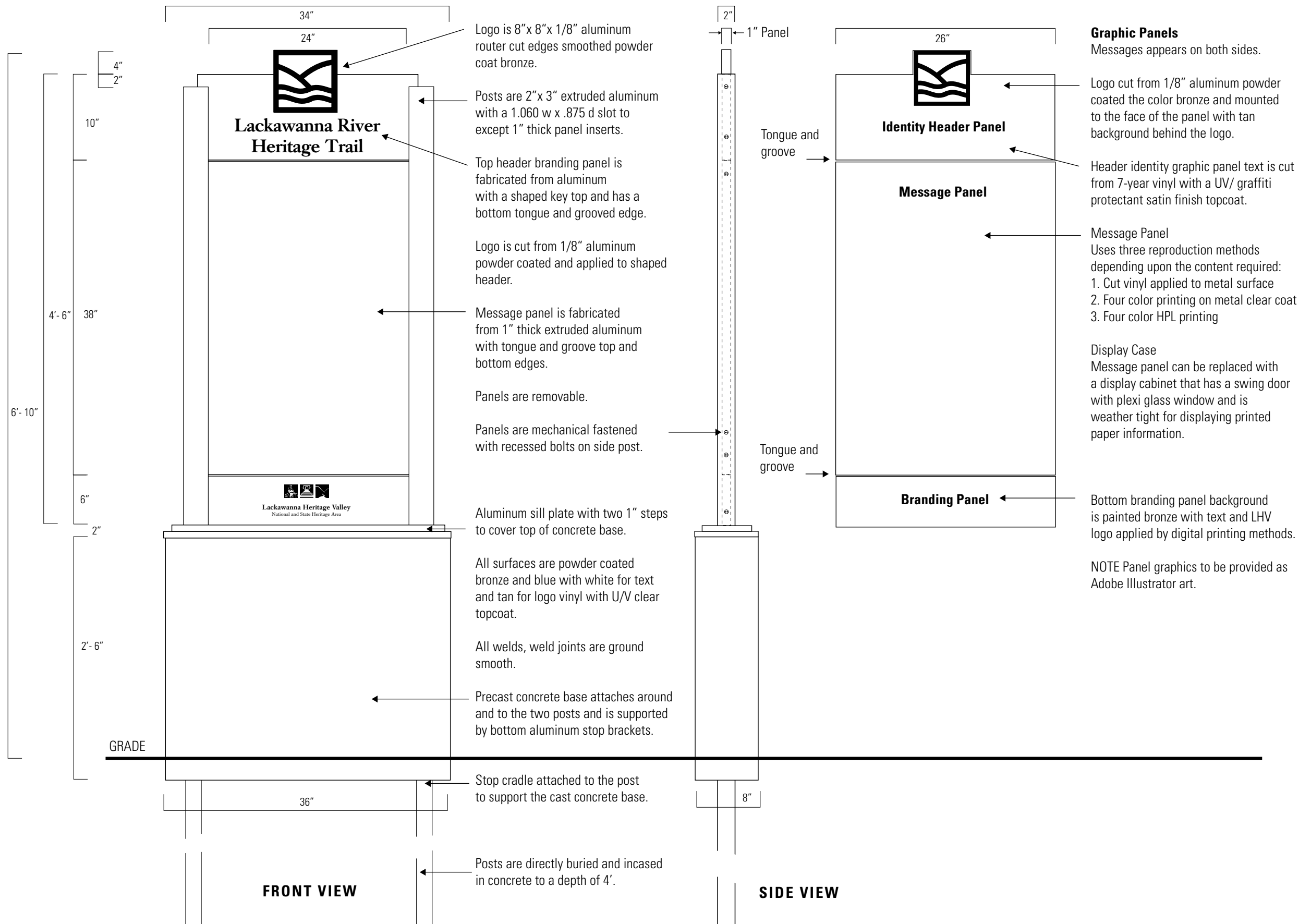
April 10, 2014

Identification Sign Type 2.6

Drawing Page

C.11

Information Kiosk Sign Type 3.1- 24"



Lackawanna Heritage Valley
National and State Heritage Area

Lackawanna River Heritage Trail Signage Program

General Description

Kiosk is fabricated with a pair of 2" x 3" aluminum extruded tubes having a 1" slot. Top header, message panel and branding panel are extruded tongue and groove and insert into the end posts. The tongue and groove panels are 1" thick. Sign posts and panels are powder coated a custom bronze and blue color with applied graphics. The sign base is custom molded colored precast concrete that surrounds and attaches to and is supported by the aluminum footing tubes that are directly buried into the ground.

See Section D
Additional graphic information

See Section E
Additional fabrication information

These drawings are meant for DESIGN INTENT ONLY and are not for construction. Contractor shall verify and be responsible for all dimensions and conditions of the job. Contractor shall be familiar with the site and conditions it presents. This office must be notified of any variations from the dimensions and conditions shown on this drawing. Shop drawings and details must be submitted to LHV for approval prior to proceeding with fabrication. All copy shall be proofread by LHV and all legal and code requirements approved by LHV prior to fabrication.

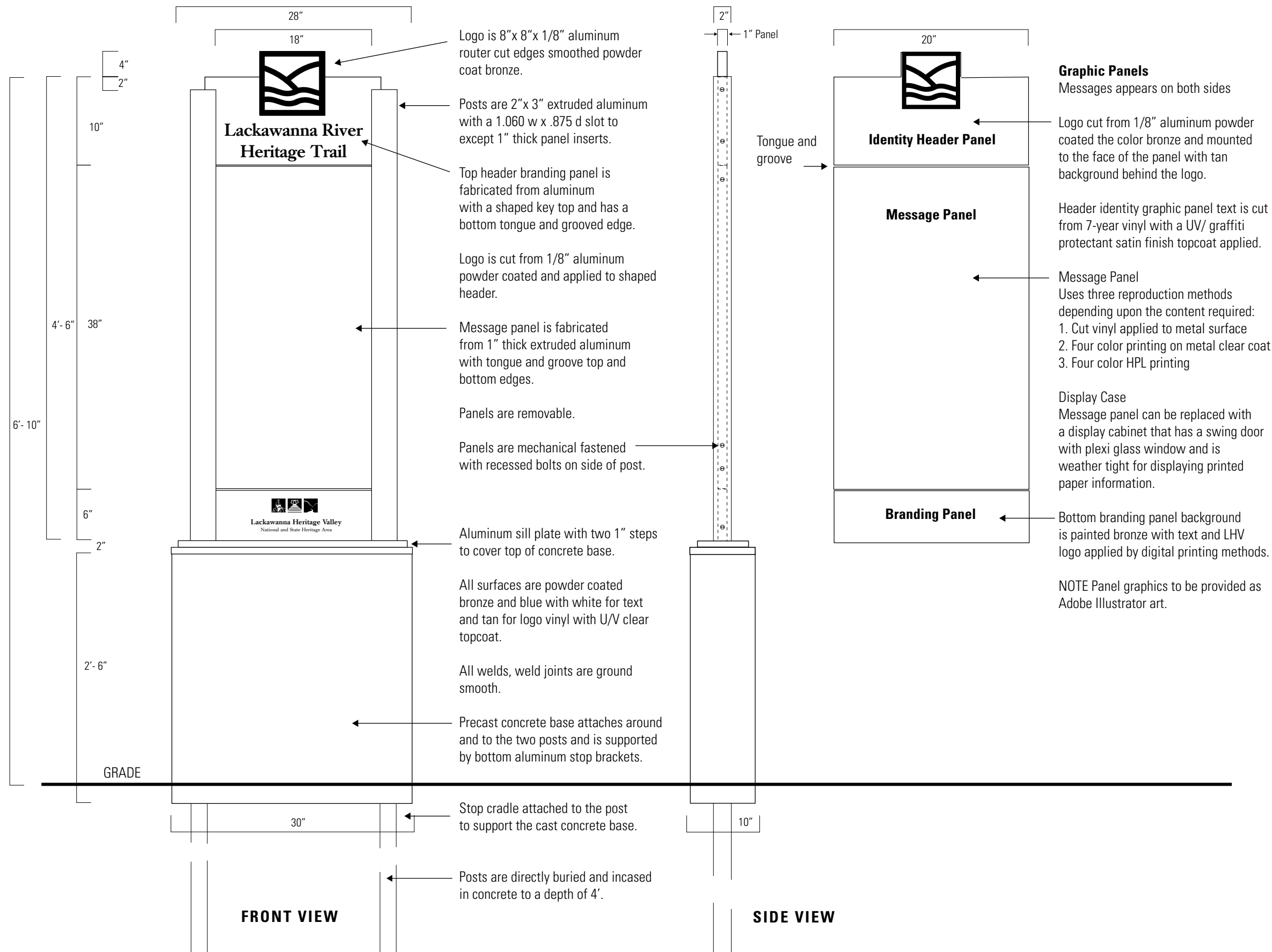
April 10, 2014

Information Kiosk Sign Type 3.1

Drawing Page

C.12

Information Kiosk Sign Type 3.2 - 18"



Lackawanna Heritage Valley
National and State Heritage Area

Lackawanna River Heritage Trail Signage Program

General Description

Kiosk is fabricated with a pair of 2" x 3" aluminum extruded tubes having a 1" slot. Top header, message panel and branding panel are extruded tongue and groove and insert into the end posts. The tongue and groove panels are 1" thick. Sign posts and panels are powder coated a custom bronze and blue color with applied graphics. The sign base is custom molded colored precast concrete that surrounds and attaches to and is supported by the aluminum footing tubes that are directly buried into the ground.

See Section D

Additional graphic information

See Section E

Additional fabrication information

These drawings are meant for DESIGN INTENT ONLY and are not for construction. Contractor shall verify and be responsible for all dimensions and conditions of the job. Contractor shall be familiar with the site and conditions it presents. This office must be notified of any variations from the dimensions and conditions shown on this drawing. Shop drawings and details must be submitted to LHV for approval prior to proceeding with fabrication. All copy shall be proofread by LHV and all legal and code requirements approved by LHV prior to fabrication.

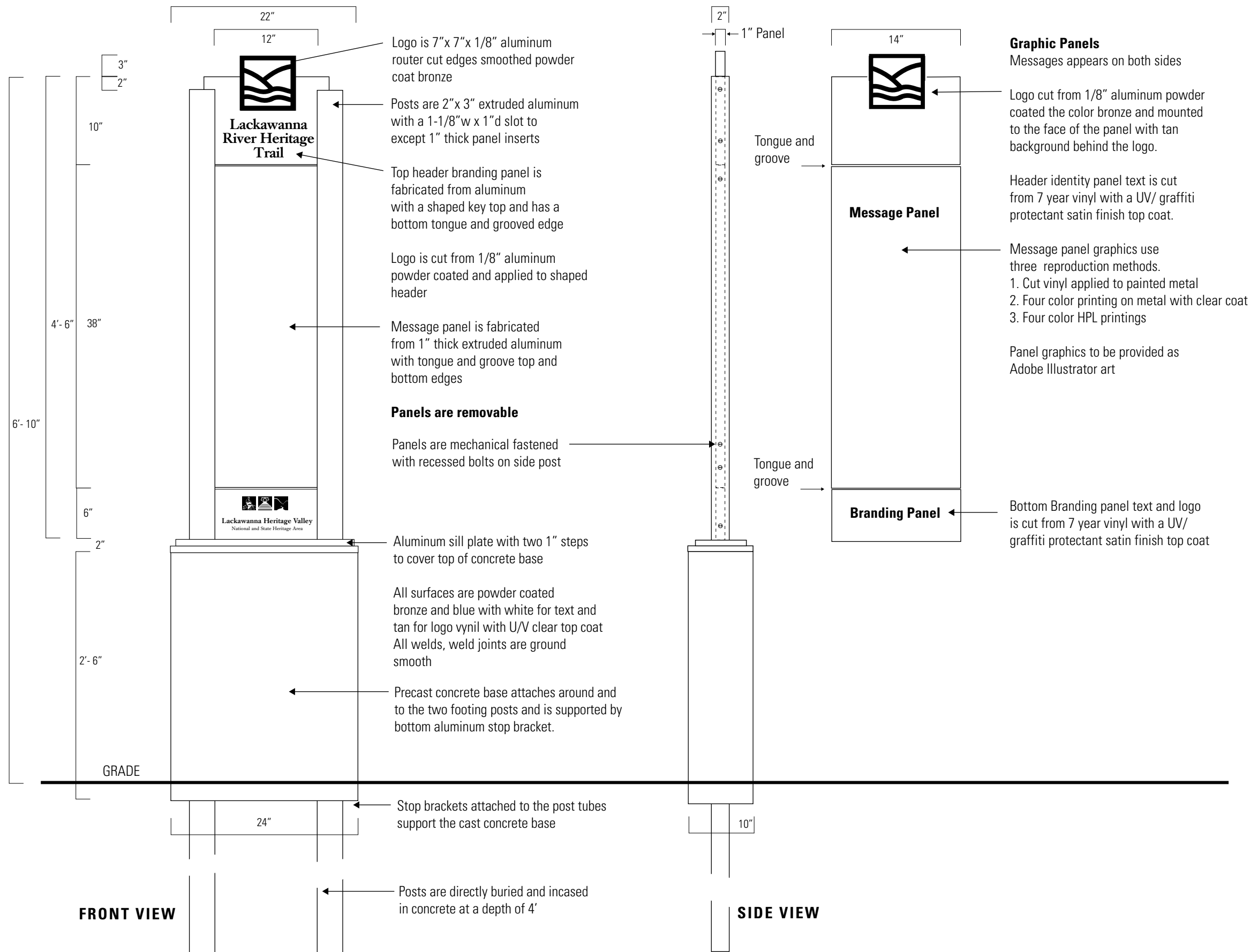
April 10, 2014

Information Kiosk Sign Type 3.2

Drawing Page

C.13

Information Kiosk Sign Type 3.3 - 12"



Lackawanna Heritage Valley
National and State Heritage Area

Lackawanna River Heritage Trail Signage Program

General Description

Kiosk is fabricated with a pair of 2" x 3" aluminum extruded tubes having a 1" slot. Top header, message panel and branding panel are extruded tongue and groove and insert into the end posts. The tongue and groove panels are 1" thick. Sign posts and panels are powder coated a custom bronze and blue color with applied graphics. The sign base is custom molded colored precast concrete that surrounds and attaches to and is supported by the aluminum footing tubes that are directly buried into the ground.

See Section D
Additional graphic information

See Section E
Additional fabrication information

These drawings are meant for DESIGN INTENT ONLY and are not for construction. Contractor shall verify and be responsible for all dimensions and conditions of the job. Contractor shall be familiar with the site and conditions it presents. This office must be notified of any variations from the dimensions and conditions shown on this drawing. Shop drawings and details must be submitted to LHV for approval prior to proceeding with fabrication. All copy shall be proofread by LHV and all legal and code requirements approved by LHV prior to fabrication.

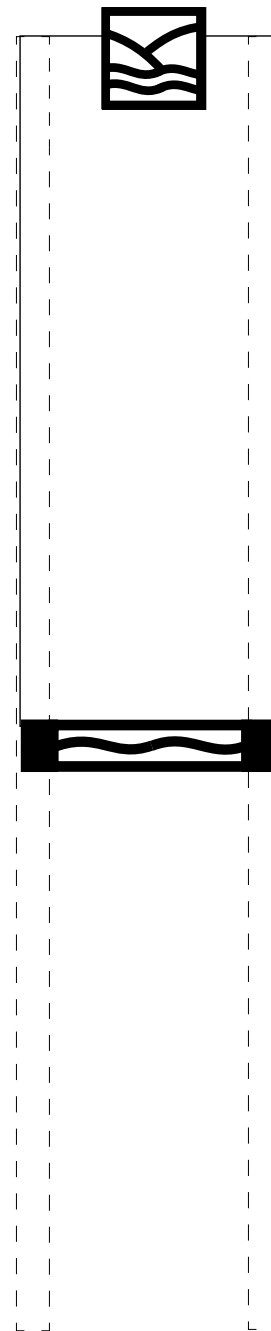
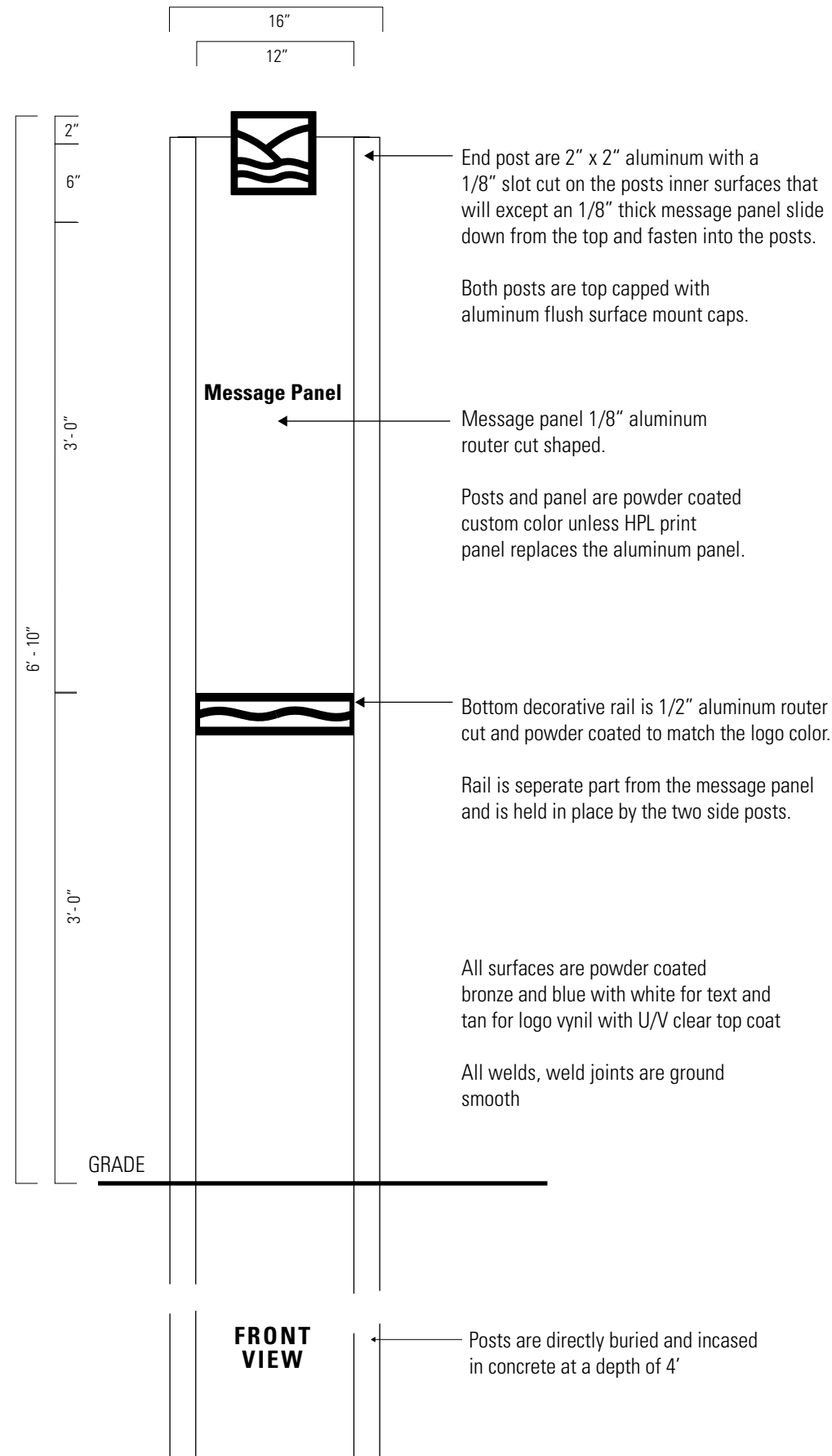
April 10, 2014

Information Kiosk Sign Type 3.3

Drawing Page

C.14

Information Kiosk Sign Type 3.4 - 12"



Graphic Panels

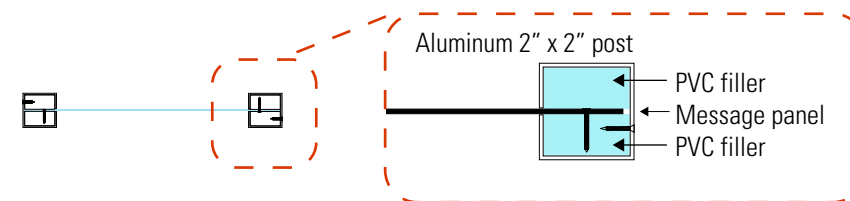
Messages appears on both sides

Message panel graphics use three reproduction methods.

1. Cut vinyl applied to painted metal
2. Four color printing on metal with clear coat
3. Four color HPL printing

All panels are 1/8" thick

Panel content to be provided as Adobe Illustrator art



Lackawanna Heritage Valley
National and State Heritage Area

Lackawanna River Heritage Trail Signage Program

General Description

Kiosk is fabricated with a pair of 2" x 3" aluminum extruded tubes having a 1" slot. Top header, message panel and branding panel are extruded tongue and groove and insert into the end posts. The tongue and groove panels are 1" thick. Sign posts and panels are powder coated a custom bronze and blue color with applied graphics. The sign base is custom molded colored precast concrete that surrounds and attaches to and is supported by the aluminum footing tubes that are directly buried into the ground.

See Section D

Additional graphic information

See Section E

Additional fabrication information

These drawings are meant for DESIGN INTENT ONLY and are not for construction. Contractor shall verify and be responsible for all dimensions and conditions of the job. Contractor shall be familiar with the site and conditions it presents. This office must be notified of any variations from the dimensions and conditions shown on this drawing. Shop drawings and details must be submitted to LHV for approval prior to proceeding with fabrication. All copy shall be proofread by LHV and all legal and code requirements approved by LHV prior to fabrication.

April 10, 2014

Information Kiosk Sign Type 3.4

Drawing Page

C.15

Information Kiosk with Roof Sign Type 3.5



Lackawanna Heritage Valley
National and State Heritage Area

Lackawanna River Heritage Trail Signage Program

General Description

Kiosk with roof structure is fabricated with aluminum with all the sign structural supporting elements powder coated bronze to match the approved sample.

The kiosk uses the same fabrication techniques used for the design and fabrication of other kiosks in the signage program.

The roof is a typical fabricated standing seam metal roof that is attached to a fabricated metal sub frame structure, no wood products are used in the fabrication of the kiosk.

See Section E Additional fabrication information

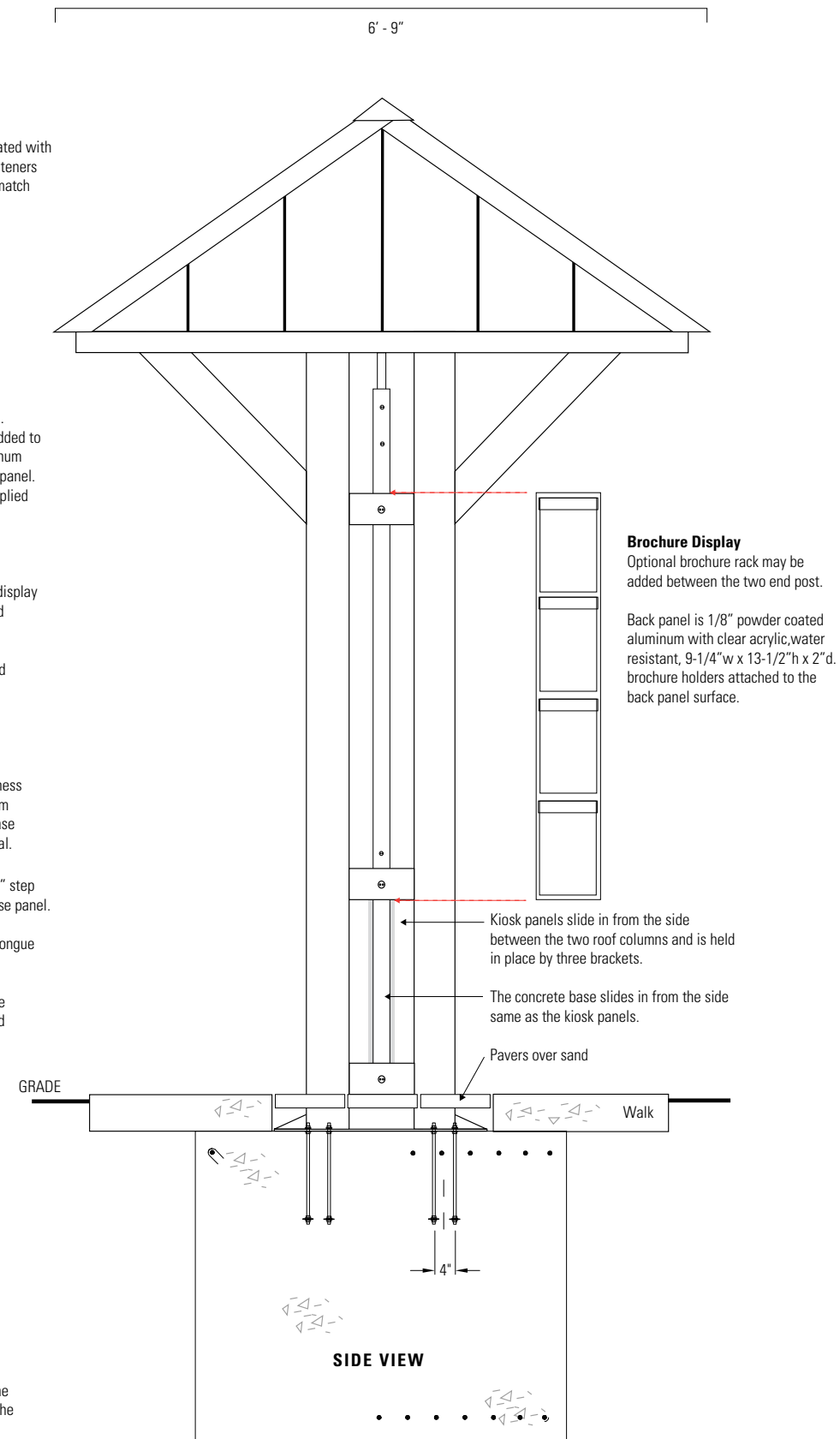
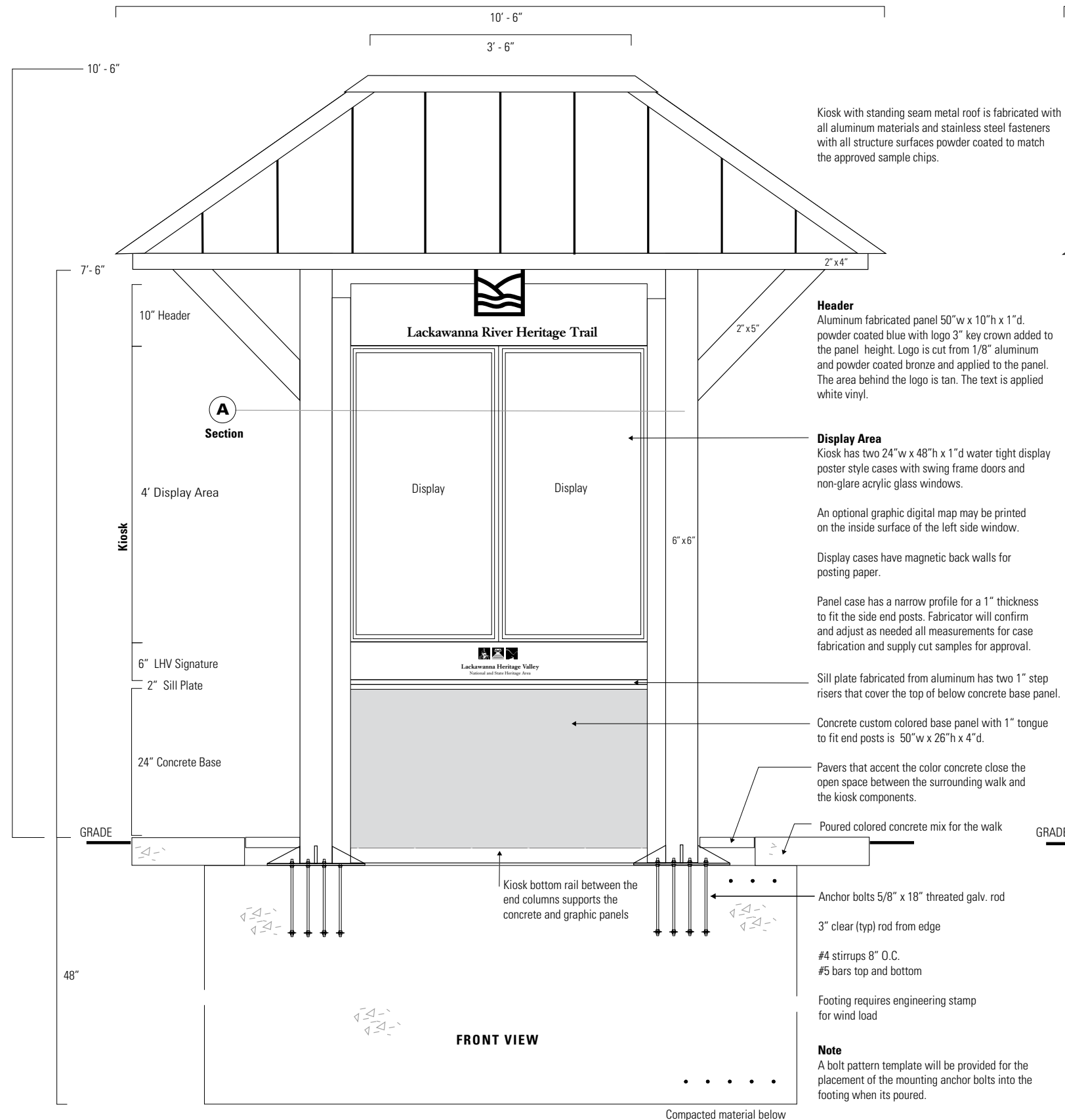
These drawings are meant for DESIGN INTENT ONLY and are not for construction. Contractor shall verify and be responsible for all dimensions and conditions of the job. Contractor shall be familiar with the site and conditions it presents. This office must be notified of any variations from the dimensions and conditions shown on this drawing. Shop drawings and details must be submitted to LHV for approval prior to proceeding with fabrication. All copy shall be proofread by LHV and all legal and code requirements approved by LHV prior to fabrication.

April 10, 2014

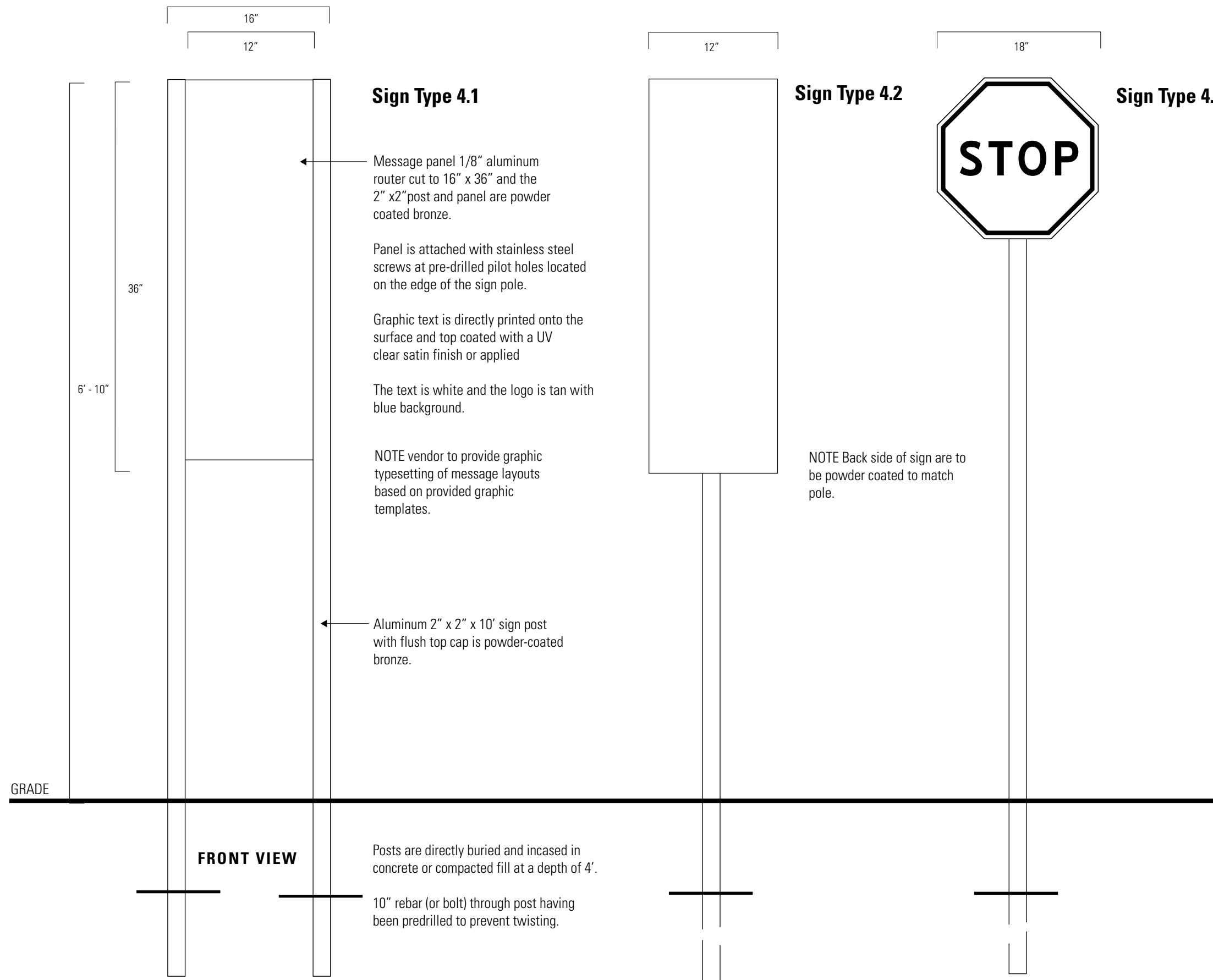
Information Kiosk Sign Type 3.5

Drawing Page

C.16



Regulatory Sign Type 4.2



Lackawanna Heritage Valley
National and State Heritage Area

Lackawanna River Heritage Trail Signage Program

General Description

Message panels 1/8" aluminum router cut and painted bronze. Post is 2" x 2" aluminum with flush cap filler and painted satin black. Panel is attached with stainless steel screws through pre-drilled pilot holes located on the face or the pole.

STOP Panel
Graphic text STOP is white reflective vinyl and the background is red.

Message Panel
Graphic text is directly printed white onto the surface or cut from 7 year vinyl and top coated with a UV/ graffiti protectant satin finish top coat.

See Section D
Additional graphic information

These drawings are meant for DESIGN INTENT ONLY and are not for construction. Contractor shall verify and be responsible for all dimensions and conditions of the job. Contractor shall be familiar with the site and conditions it presents. This office must be notified of any variations from the dimensions and conditions shown on this drawing. Shop drawings and details must be submitted to LHV for approval prior to proceeding with fabrication. All copy shall be proofread by LHV and all legal and code requirements approved by LHV prior to fabrication.

March 20, 2014

Regulatory Sign Types

Drawing Page

C.17

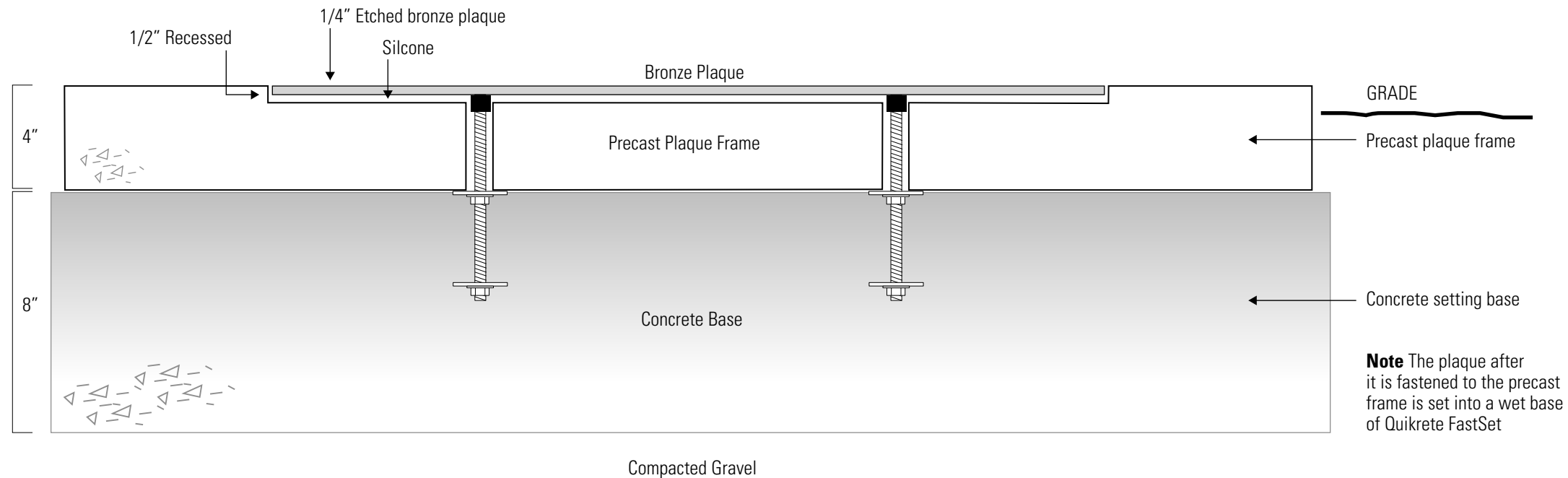
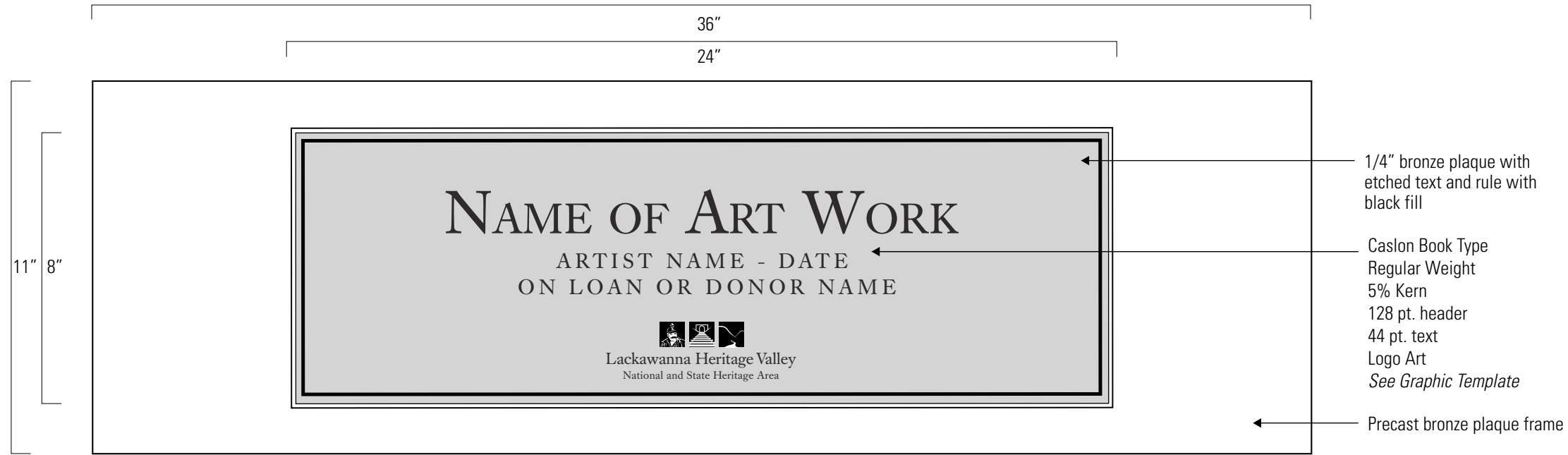
Art on the Trail Sign Type 5.1

Bronze Plaque

Etched bronze sign plaque text and single line border is recessed and black paint filled. The plaque surface has a horizontal grain and is finished with a urethane topcoat with UV inhibitors and antioxidants.

Graphic Art

Caslon Book Type
Regular Weight
5% Kern
Size is 128 pt header
Text is 44 pt
See template



Lackawanna Heritage Valley
National and State Heritage Area

Lackawanna River Heritage Trail Signage Program

General Description

Etched bronze plaque measuring 8" x 24" x 1/4" with stud bosses welded to the back. The recessed text and single line border is chemically etched and paint-filled black. The plaque surface has a horizontal grain. Plaque is sealed with a hardened polyurethane acrylic with UV inhibitors and antioxidants that is baked on. The etched non-corrosive sign plaque should be rated for exterior application.

The precast plaque frame is custom molded colored concrete with an 8-1/4" x 24-1/4" x 1/2" recessed area that holds the plaque level with the surface of the precast.

See Section D

Additional graphic information

These drawings are meant for DESIGN INTENT ONLY and are not for construction. Contractor shall verify and be responsible for all dimensions and conditions of the job. Contractor shall be familiar with the site and conditions it presents. This office must be notified of any variations from the dimensions and conditions shown on this drawing. Shop drawings and details must be submitted to LHV for approval prior to proceeding with fabrication. All copy shall be proofread by LHV and all legal and code requirements approved prior to fabrication.

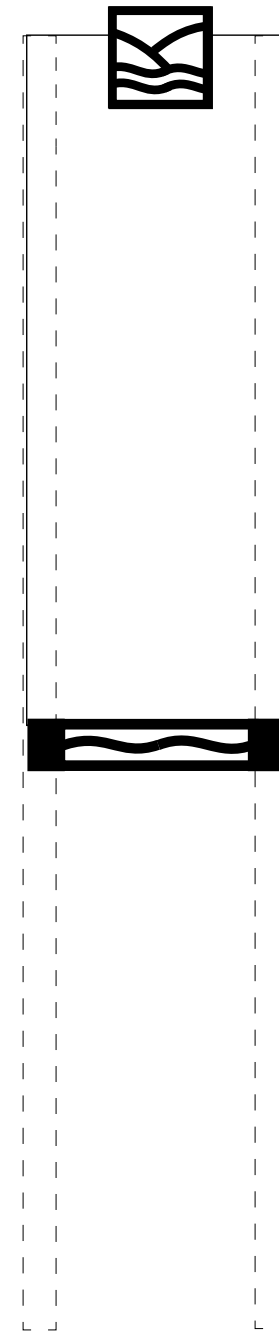
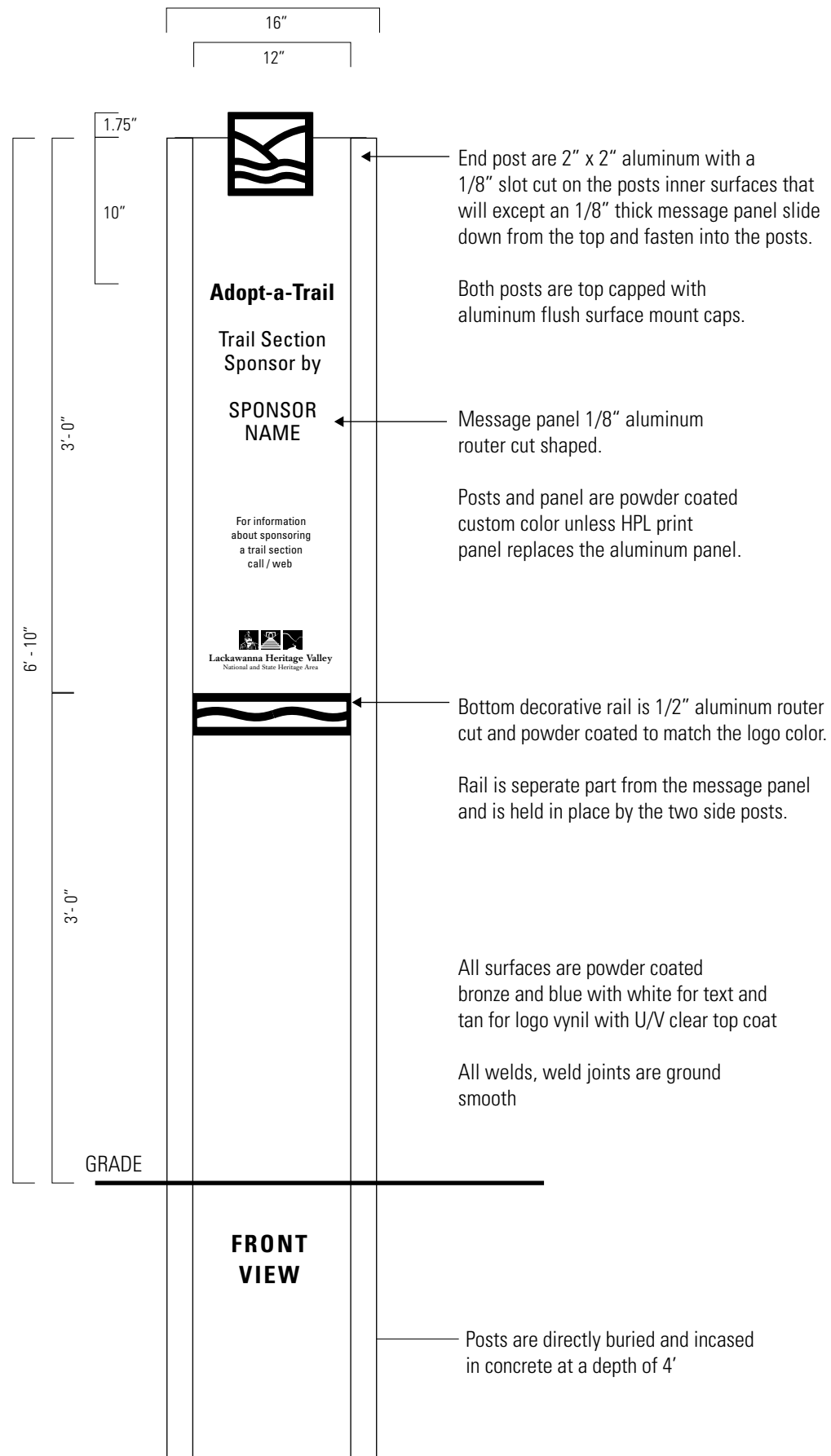
March 20, 2014

Art on the Trail Sign Type 5.1

Drawing Page

C.18

Adopt-a-Trail Sign Type 5.2



Graphic Panels

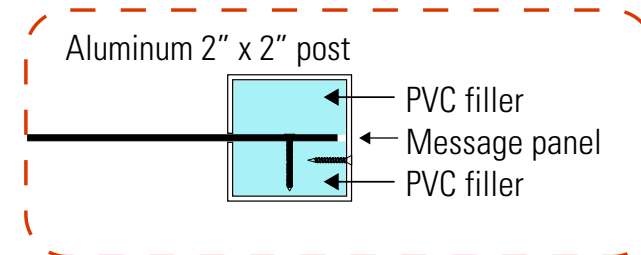
Messages appears on both sides

Message panel graphics use three reproduction methods.

1. Cut vinyl applied to painted metal
2. Four color printing on metal with clear coat

All panels are 1/8" thick

Panel content to be provided as Adobe Illustrator art



Lackawanna Heritage Valley
National and State Heritage Area

Lackawanna River Heritage Trail Signage Program

General Description

Size
12" x 36" panel size

Fabrication
Sign is fabricated with a pair of 2" x 2" aluminum post slotted on the inner surface to except the 1/8" x 36" x 16" panel. The message panel fits into the 1/8" slot.

See Section D
Additional graphic information

These drawings are meant for DESIGN INTENT ONLY and are not for construction. Contractor shall verify and be responsible for all dimensions and conditions of the job. Contractor shall be familiar with the site and conditions it presents. This office must be notified of any variations from the dimensions and conditions shown on this drawing. Shop drawings and details must be submitted to LHV for approval prior to proceeding with fabrication. All copy shall be proofread by LHV and all legal and code requirements approved by LHV prior to fabrication.

April 10, 2014

Adopt-A-Trail Sign Type 5.2

Drawing

C.19

D. Graphic Art

Directional Signs Type 1.3 Graphic Template



Viewing Area Width

Color

Back panel is bronze
Top panel blue

Identity Area

LRH Trail logo rule lines are painted bronze (logo is cut from 1/8" aluminum and painted and applied)
LRH Trail logo background is DP printed or painted tan

Message

White vinyl type 10 year

Note: The content (text/images) used in this drawing illustrates design intent and are not intended to be use for actual graphic art reproduction.

LHV Identification

LHV logo and text is DP directly onto metal surface tan and white



5.5" Logo

1"

10"

30"

1"

12"

14"

Identity Area

Caslon Book
Medium weight
112/124 pt.type setting
25% letter spacing
Centered layout

Message Area

Univers 57 Condensed
112/124 pt. type setting
10% letter spacing
Centered layout

LHV Identification

Caslon Book
42/42pt. type and
30 pt. type
Medium weight
20% Letter spacing
Centered layout



Lackawanna Heritage Valley
National and State Heritage Area

Lackawanna River Heritage Trail Signage Program

These drawings are meant for DESIGN INTENT ONLY and are not for construction. Contractor shall verify and be responsible for all dimensions and conditions of the job. Contractor shall be familiar with the site and conditions it presents. This office must be notified of any variations from the dimensions and conditions shown on this drawing. Shop drawings and details must be submitted to LHV for approval prior to proceeding with fabrication. All copy shall be proofread by LHV and all legal and code requirements approved by LHV prior to fabrication.


April 10, 2014

Directional Signs Type 1.3 Graphic Template

Drawing

D.1

Distance Marker Graphic Template

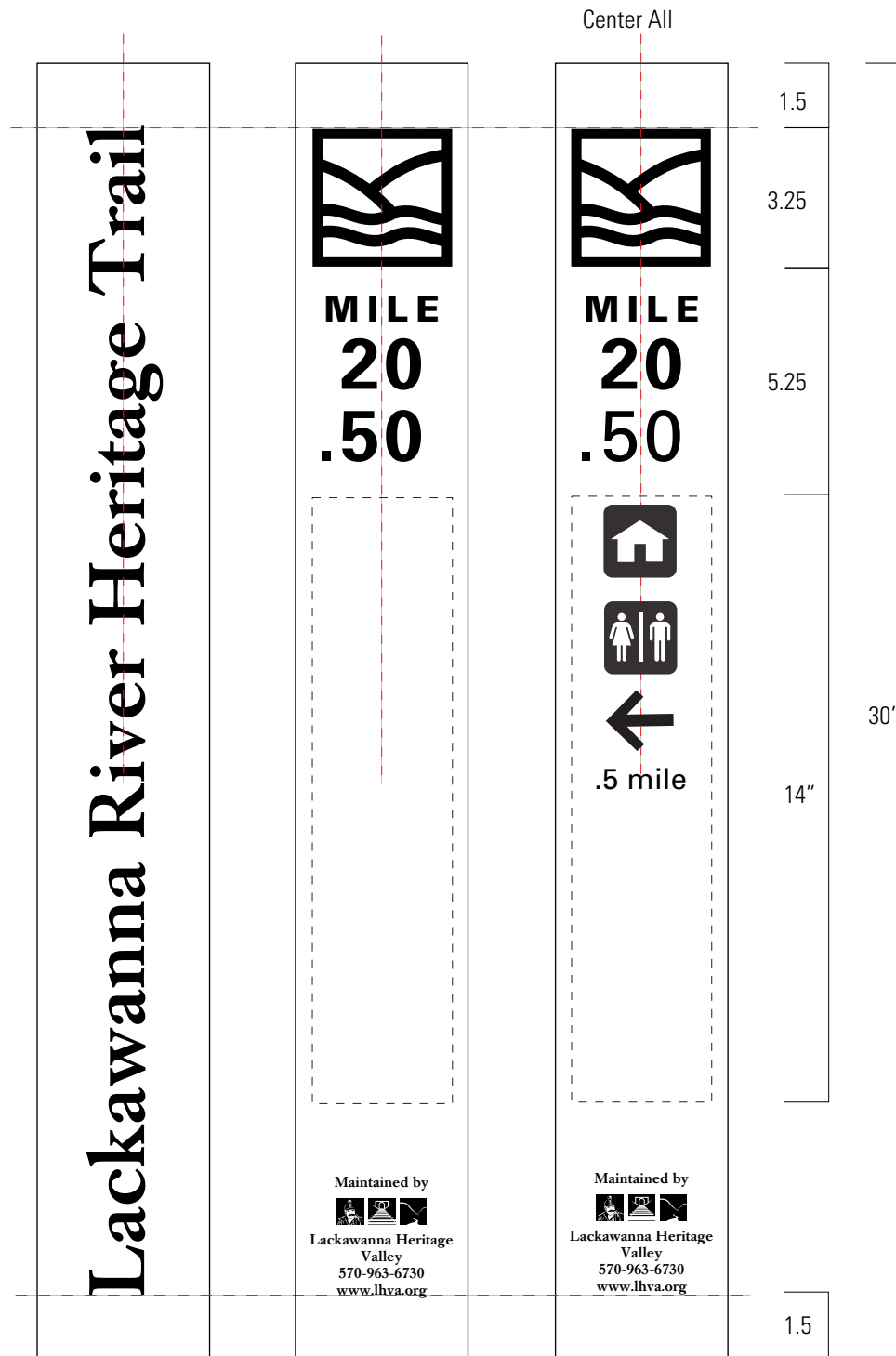


Color
Panels are powder coat blue

Logo and Messages
The graphics are all digital printed directly onto the metal surface and the panels are clear coated with the exception of the mile message.

Mile message is reflective white vinyl

Note: The content (text/images) used in this drawing illustrates design intent and are not intended to be use for actual graphic art reproduction.



Trail Side

South Side

North Side

Message Panels

Distance Text
Mile Text Univers 75
60 pt. type setting
200% letter spacing

Numeral Text
Univers 65 with 55
120/118 pt. type setting
50% letter spacing

Directional Message
Symbols Signs 1.75"
Message Text Univers 65
50 pt. type setting
5% letter spacing

LRHT Identity
Caslon Book
Medium weight
130 pt. type setting
25% letter spacing
Centered layout

LHV Identification
Caslon Book
24/28 pt. type
Medium weight
25% Letter spacing
Centered layout



Lackawanna Heritage Valley
National and State Heritage Area

Lackawanna River Heritage Trail Signage Program

These drawings are meant for DESIGN INTENT ONLY and are not for construction. Contractor shall verify and be responsible for all dimensions and conditions of the job. Contractor shall be familiar with the site and conditions it presents. This office must be notified of any variations from the dimensions and conditions shown on this drawing. Shop drawings and details must be submitted to LHV for approval prior to proceeding with fabrication. All copy shall be proofread by LHV and all legal and code requirements approved by LHV prior to fabrication.

April 10, 2014

Distance Marker Graphic Template

Drawing

D.2

Directional Signs Type 1.3 Medallions

General Description

The cast bronze 8" medallions are mounted at the intersection crosswalk ramps on public paved sidewalks.

The cast bronze medallions boarder is a single line style and the logotype are all flat relief and the background is a standard pebble texture. The raised boarder and logotype will have a random-orbital finish. The plaques will meet NAAMM finish designation M35-M4x-C10-060 and ideal surface treatment for cast plaques mounted in sidewalks subject to pedestrian traffic.

Cast Bronze Medallion

Cast bronze medallion plaques have a single line raised boarder and the logo and name is raised to the same level. The background is standard pebble texture and the raised elements have a random-orbital finish.

The 8" medallion is 1/2" thick and is drilled and tapped on the back for standard stud.

The 3" medallion is 1/8" thick and due to the thickness being less then 1/4" the stud is a boss mount.

8" Medallion



4" Medallion



Lackawanna Heritage Valley
National and State Heritage Area

Lackawanna River Heritage Trail Signage Program

Trail Medallion 8" Sidewalk

- 1.5 - 1 Laurel Street & Laurel Run
- 1.5 - 2 Laurel Street & spur trail - south
- 1.5 - 3 Laurel Street & spur trail - north
- 1.5 - 4 Laurel & Park - south
- 1.5 - 5 Laurel & Park - north
- 1.5 - 6 Laurel & Monroe - south
- 1.5 - 7 Laurel & Monroe - north
- 1.5 - 8 Laurel & Wayne - south
- 1.5 - 9 Laurel & Wayne - north
- 1.5 - 10 Laurel & Salem - south
- 1.5 - 11 Laurel & Salem - north
- 1.5 - 12 Church & Gilmartin - south
- 1.5 - 13 Church & Gilmartin - north
- 1.5 - 14 Gilmartin & trailhead

Trail Medallion 4" Sidewalk

- 1.5 - 1 21.75 Laurel Park & Monroe
- 1.5 - 2 22.00 Laurel & Wayne

These drawings are meant for DESIGN INTENT ONLY and are not for construction. Contractor shall verify and be responsible for all dimensions and conditions of the job. Contractor shall be familiar with the site and conditions it presents. This office must be notified of any variations from the dimensions and conditions shown on this drawing. Shop drawings and details must be submitted to LHV for approval prior to proceeding with fabrication. All copy shall be proofread by LHV and all legal and code requirements approved by LHV prior to fabrication.


April 10, 2014

Directional Signs Type 1.3 Medallions

Drawing

D.3

Identification Sign Type 2.4 2.5 2.6 Graphic Template



Color

Panel is powder coat blue

Logo cut from 1/8" aluminum rule lines are painted to match side corner rails that are powder coat bronze

The background behind the dimensional logo is painted tan to match the digital printed LHV logo at the bottom

Trail name and location white vinyl (non reflective)

LHV Identification

LHV logo and text is digital printed directly onto metal surface in tan and white

Center All



LRHT and Location

Caslon Book
Medium weight
337 pt. type setting
3.25" Cap height
25% letter spacing

LHV Identification

Caslon Book
24/28 pt. type
Medium weight
25% Letter spacing
Centered layout



Lackawanna Heritage Valley
National and State Heritage Area

Lackawanna River Heritage Trail Signage Program

These drawings are meant for DESIGN INTENT ONLY and are not for construction. Contractor shall verify and be responsible for all dimensions and conditions of the job. Contractor shall be familiar with the site and conditions it presents. This office must be notified of any variations from the dimensions and conditions shown on this drawing. Shop drawings and details must be submitted to LHV for approval prior to proceeding with fabrication. All copy shall be proofread by LHV and all legal and code requirements approved by LHV prior to fabrication.

April 10, 2014

Sign Type 2.4 2.5 2.6 Graphic Template

Drawing

D.4

Kiosk Sign Type 3.1 Graphic Templ

Lackawanna River Heritage Trail

**Lackawanna Heritage Valley
A National and State Heritage Area**

In 1991, Governor Robert P. Casey recognized the significant history, culture, and natural resources in the Lackawanna River watershed with the creation of Pennsylvania's first State Heritage Park. Today, it is one of 12 heritage areas across the Commonwealth, each of which represents the events, industries, and traditions that have shaped Pennsylvania. In 2000, the U.S. Congress designated the Lackawanna Heritage Valley as a National Heritage Area, recognizing the region's important contributions to our national story.

The Rail-Trail Council of NEPA, Inc.

The Rail-Trail Council is a non-profit organization dedicated to developing recreational trails in northeastern Pennsylvania. The Council manages the 38-mile DMJ Rail Trail from Simpson to the New York border, the 3-mile OAW Rail Trail from Simpson to Stillwater Dam, and the 10-mile Endless Mountains Trail in the Montrose area.

Trail Sections

The 70-mile Lackawanna River Heritage Trail route is divided into five distinct sections, each with its own character and history.

Lower Valley Section

- 1. **Lower Valley Section** - This section follows the Lackawanna River from the mouth of the river to the base of Bald Mountain. It is characterized by its scenic views and historic sites.
- 2. **Lower Valley Section** - This section follows the Lackawanna River from the base of Bald Mountain to the base of Moccasin Mountain. It is characterized by its scenic views and historic sites.
- 3. **Lower Valley Section** - This section follows the Lackawanna River from the base of Moccasin Mountain to the base of Moccasin Mountain. It is characterized by its scenic views and historic sites.
- 4. **Lower Valley Section** - This section follows the Lackawanna River from the base of Moccasin Mountain to the base of Moccasin Mountain. It is characterized by its scenic views and historic sites.
- 5. **Lower Valley Section** - This section follows the Lackawanna River from the base of Moccasin Mountain to the base of Moccasin Mountain. It is characterized by its scenic views and historic sites.

Mid Valley Section

- 6. **Mid Valley Section** - This section follows the Lackawanna River from the base of Moccasin Mountain to the base of Moccasin Mountain. It is characterized by its scenic views and historic sites.
- 7. **Mid Valley Section** - This section follows the Lackawanna River from the base of Moccasin Mountain to the base of Moccasin Mountain. It is characterized by its scenic views and historic sites.
- 8. **Mid Valley Section** - This section follows the Lackawanna River from the base of Moccasin Mountain to the base of Moccasin Mountain. It is characterized by its scenic views and historic sites.
- 9. **Mid Valley Section** - This section follows the Lackawanna River from the base of Moccasin Mountain to the base of Moccasin Mountain. It is characterized by its scenic views and historic sites.
- 10. **Mid Valley Section** - This section follows the Lackawanna River from the base of Moccasin Mountain to the base of Moccasin Mountain. It is characterized by its scenic views and historic sites.

Upper Valley Section

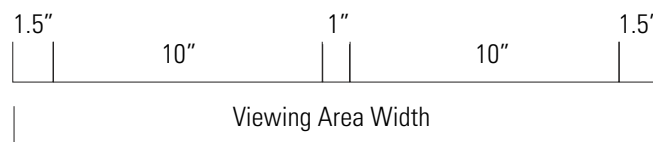
- 11. **Upper Valley Section** - This section follows the Lackawanna River from the base of Moccasin Mountain to the base of Moccasin Mountain. It is characterized by its scenic views and historic sites.
- 12. **Upper Valley Section** - This section follows the Lackawanna River from the base of Moccasin Mountain to the base of Moccasin Mountain. It is characterized by its scenic views and historic sites.
- 13. **Upper Valley Section** - This section follows the Lackawanna River from the base of Moccasin Mountain to the base of Moccasin Mountain. It is characterized by its scenic views and historic sites.
- 14. **Upper Valley Section** - This section follows the Lackawanna River from the base of Moccasin Mountain to the base of Moccasin Mountain. It is characterized by its scenic views and historic sites.
- 15. **Upper Valley Section** - This section follows the Lackawanna River from the base of Moccasin Mountain to the base of Moccasin Mountain. It is characterized by its scenic views and historic sites.

Other Regional Trails

- 16. **Other Regional Trails** - This section follows the Lackawanna River from the base of Moccasin Mountain to the base of Moccasin Mountain. It is characterized by its scenic views and historic sites.
- 17. **Other Regional Trails** - This section follows the Lackawanna River from the base of Moccasin Mountain to the base of Moccasin Mountain. It is characterized by its scenic views and historic sites.
- 18. **Other Regional Trails** - This section follows the Lackawanna River from the base of Moccasin Mountain to the base of Moccasin Mountain. It is characterized by its scenic views and historic sites.
- 19. **Other Regional Trails** - This section follows the Lackawanna River from the base of Moccasin Mountain to the base of Moccasin Mountain. It is characterized by its scenic views and historic sites.
- 20. **Other Regional Trails** - This section follows the Lackawanna River from the base of Moccasin Mountain to the base of Moccasin Mountain. It is characterized by its scenic views and historic sites.

For more information and membership opportunities:
www.lhv.org or 201.963.6270
www.nepa-rail-trail.org or 570.679.9300

**Lackawanna Heritage Valley
National and State Heritage Area**



Identity Area

Logo cut from 1/8" aluminum rule lines are painted to match side corner rails that are powder coat bronze

The background behind the dimensional logo is painted tan to match the digital printed LHV logo tan at the bottom

Trail name is white vinyl (non reflective)

Graphic Image and Message Area

Digital printed directly to metal surface and clear coated

Panel Colors

Kiosk has three interlocking panels that are 1" thick tongue and groove x 26"

Blue top panel
Cente white panel
Bottom bronze panel

Note: The content (text/images) used in this drawing illustrates design intent and are not intended to be used for actual graphic art reproduction.

LHV Identification

LHV logo and text is digital printed directly onto metal surface in tan and white

Lackawanna River Heritage Trail

Mid Valley

The changing landscape in the mid of the Lackawanna Valley holds an amazing array of opposites. Remnants of coal mining and railroading chronicle an industrial past all along the trail, and the history of town centers abounds in elaborate churches and interesting centers. Yet along many stretches of the trail, the zealous commerce of a bygone era is belied by the tranquil beauty of the corridor today.

Everywhere you look there are physical reminders of the industrial past. Buildings of the Greer Ship Chalkery are still visible on the site where 1,700 men and 120 mules rotated through three shifts a day in 1900. The trail follows the OAW rail bed to a large junction at Winton. Near Laurel Street, the trail follows a railroad spur between the river and an active rail line. The Pennsylvania Northeast Regional Railroad Authority still ferries freight, and the rail lines occasionally carry an excursion train from Steamtown National Historic Site. This regional railroad, which follows the river from Carbondale to below Scranton, is among the oldest continuously running lines in the nation.

Wildlife has returned to this once-busy corridor, as bald eagles, river otter, and even the occasional bear have been seen along the quieter sections of trail. Fly fishing is popular in these Class A Wild Trout Waters, especially below Blakely, where the constant 55 degree water emerging from a mine outflow is home to trophy trout. From the middle of the Lackawanna Valley north to its headwaters, the Lackawanna River is recognized as an Exceptional Value Watershed.

Trail Regulations

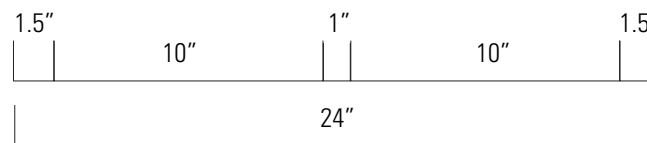
The Lackawanna River Heritage Trail and the DMJ Rail Trail are multi-use trails. Walking, running, cycling, snowshoeing, and cross-country skiing are allowed on all sections. Horseback riding and snowmobiling are permitted north of Simpson. Exploring the trails will mean traveling through a variety of conditions and terrain, from natural and improved surfaces, to public streets and off-road paths.

Following are guidelines for a safe and enjoyable trail experience:

- Daylight Fun** - The trail is open dawn to dusk. Camping overnight is prohibited.
- Pet Protocol** - All pets must be kept on a short lead. Owners must clean after their pets before leaving the immediate area. Pets are not allowed at trailheads. Horses are permitted north of Simpson.
- Limit Your Impact** - Pack out what you carry in. Trash and recycling containers are located in high traffic areas.
- People Power** - No motorized or unauthorized vehicles. With a permit, snowmobilers are permitted north of Simpson.
- Pass on the Left** - Stay to the right, except when passing. Pass on the left, giving a courteous, audible warning to trail users as you approach them.
- Wheels Yield to Hooves** - Hikes yield to pedestrians. Everyone yields to horseback riders.
- Don't Block the Trail** - Do not block the flow of traffic. Move to the right when you stop on the trail. Groups and people with pets should use no more than half of the trail width.
- Be Respectful** - Be respectful of other trail users, regardless of speed, ability, or mode of travel. Do not disturb wildlife or livestock.
- Be Cautious** - Pedestrians and dismounted cyclists have the right of way at all road/trail intersections marked with a crosswalk.
- Stay on the Trail** - Trespassing on private land is prohibited. Work is ongoing to improve the trail; respect signs signaling detours and trail and road closures.
- See Something, Say Something** - Report vandalism, suspicious activity, or damage to Lackawanna Heritage Valley at (570) 963-6270 x8200.
- Support the Trail Patrol** - Volunteers patrol the trail regularly. Respect their authority. Join their ranks by contacting the Lackawanna Heritage Valley.
- In Pennsylvania, a bicycle is considered a vehicle. Cyclists must obey all traffic laws on public roadways.**
- Follow the Rules of the Road** - Ride on the right side of public roadways, never ride against the flow of vehicular traffic. Obey stop signs and red lights. When turning, use turn lanes and proper hand signals.
- Always Wear a Helmet** - Helmets are strongly recommended for all cyclists. Helmets drastically reduce serious head injuries in cycling accidents. By state law, cyclists under age 12 are required to wear an approved bicycle helmet.
- See and Be Seen** - Ride where approaching and passing motorists can see you. Wear bright colored or reflective clothing, mount reflectors on wheels, pedals, and other surfaces.

You Are Here
Laurel Street Trailhead

**Lackawanna River Heritage Valley
National and State Heritage Area**



2.5"

10"

1.5"

40"

4"

7" Logo

Identity Area

Caslon Book
Medium weight
160/170 pt. type setting
25% letter spacing
Centered layout

Message Area

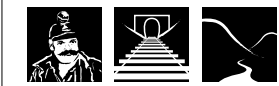
As shown for Rules

Headings
Univers 67 Condensed
70 pt.

Body
Caslon Book
Regular weight
22/26 pt. type setting
5% letter spacing
Flush left layout

LHV Identification

Caslon Book
62/57 pt. type and
42 pt. type
Medium weight
25% Letter spacing
Centered layout



Lackawanna Heritage Valley
National and State Heritage Area

Lackawanna River Heritage Trail Signage Program

3.1 Information Kiosk - 24"

These drawings are meant for DESIGN INTENT ONLY and are not for construction. Contractor shall verify and be responsible for all dimensions and conditions of the job. Contractor shall be familiar with the site and conditions it presents. This office must be notified of any variations from the dimensions and conditions shown on this drawing. Shop drawings and details must be submitted to LHV for approval prior to proceeding with fabrication. All copy shall be proofread by LHV and all legal and code requirements approved by LHV prior to fabrication.


April 10, 2014

Kiosk Sign Type 3.1 Graphic Template

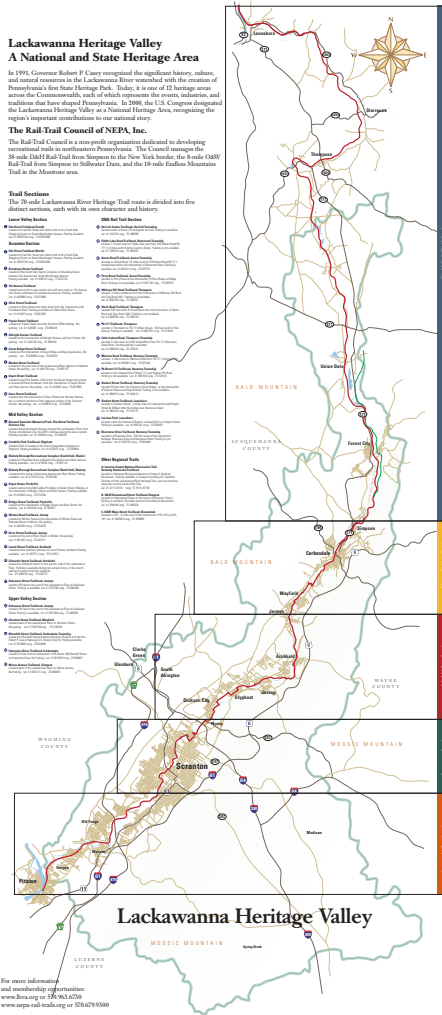
Drawing

D.5

Kiosk Sign Type 3.2 Graphic Template



Lackawanna River Heritage Trail



**Lackawanna Heritage Valley
A National and State Heritage Area**

In 1991, Governor Robert P. Casey recognized the significant history, culture, and natural resources in the Lackawanna River watershed with the creation of Pennsylvania's first State Heritage Park. Today, it is one of 12 heritage areas across the Commonwealth, each of which represents the events, industries, and traditions that have shaped Pennsylvania. In 2006, the US Congress designated the Lackawanna Heritage Valley as a National Heritage Area, recognizing the region's important contribution to our national story.

The Rail-Trail Council of NEPA, Inc.
The Rail-Trail Council is a non-profit organization dedicated to developing recreational trails in northeastern Pennsylvania. The Council manages the 26-mile D&E Trail from Scranton to the New York border, the 16-mile O&D Trail from Scranton to Sullivan County, and the 18-mile Endless Mountains Trail in the Monticchio area.

Trail Sections
The 26-mile Lackawanna River Heritage Trail route is divided into five distinct sections, each with its own character and history.

Viewing Area Width

Identity Area
Logo cut from 1/8" aluminum rule lines are painted to match side corner rails that are powder coat bronze

The background behind the dimensional logo is painted tan to match the digital printed LHV logo tan at the bottom

Trail name is white vinyl (non reflective)


Message Panel Area
Digital printed directly to meatel surface and clear coated

Panel Colors
Kiosk has three interlocking panels that are 1" thick tongue and grove x 20"

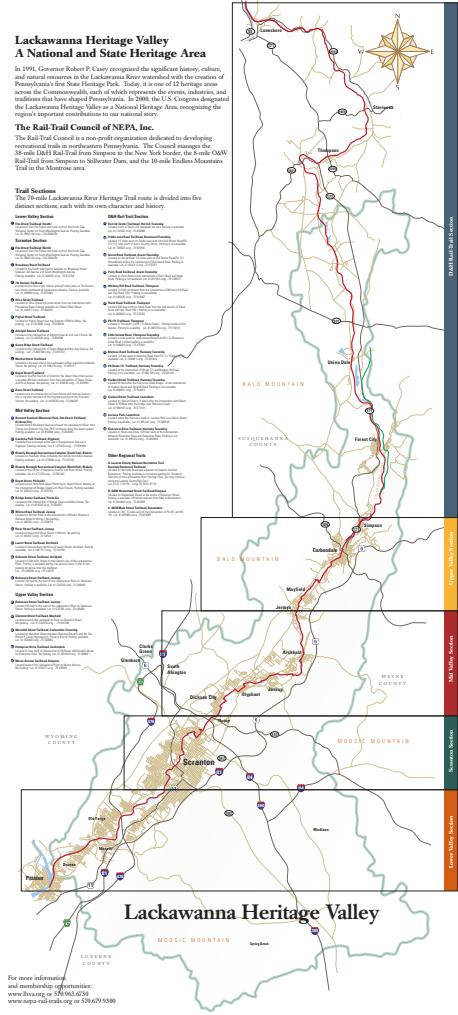
Blue top panel
Cente white panel
Bottom bronze panel

Note: The content (text/images) used in this drawing illustrates design intent and are not intended to be use for actual graphic art reproduction.

LHV Identification Panel
LHV logo and text is digital printed directly onto metal surface in tan and white



Lackawanna River Heritage Trail




**Lackawanna Heritage Valley
A National and State Heritage Area**

In 1991, Governor Robert P. Casey recognized the significant history, culture, and natural resources in the Lackawanna River watershed with the creation of Pennsylvania's first State Heritage Park. Today, it is one of 12 heritage areas across the Commonwealth, each of which represents the events, industries, and traditions that have shaped Pennsylvania. In 2006, the US Congress designated the Lackawanna Heritage Valley as a National Heritage Area, recognizing the region's important contribution to our national story.

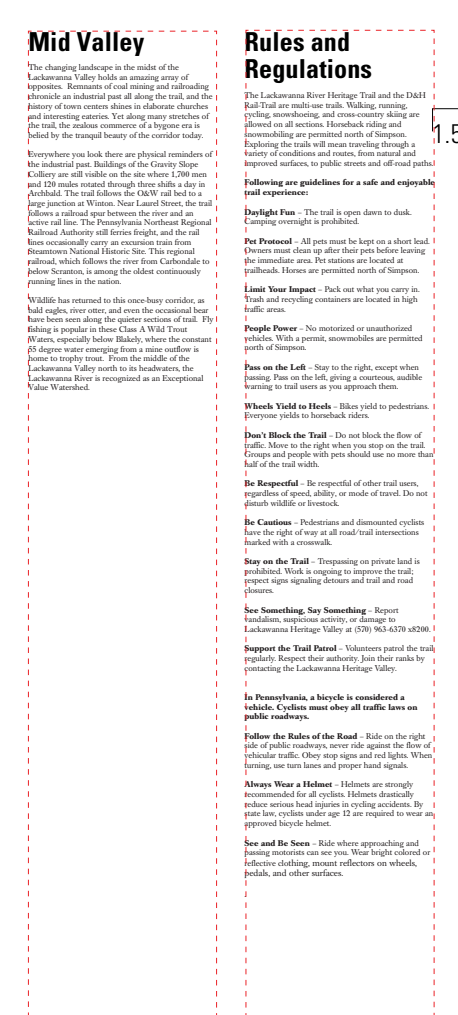
The Rail-Trail Council of NEPA, Inc.
The Rail-Trail Council is a non-profit organization dedicated to developing recreational trails in northeastern Pennsylvania. The Council manages the 26-mile D&E Trail from Scranton to the New York border, the 16-mile O&D Trail from Scranton to Sullivan County, and the 18-mile Endless Mountains Trail in the Monticchio area.

Trail Sections
The 26-mile Lackawanna River Heritage Trail route is divided into five distinct sections, each with its own character and history.

Viewing Area Width



Lackawanna River Heritage Trail



**Lackawanna Heritage Valley
A National and State Heritage Area**

In 1991, Governor Robert P. Casey recognized the significant history, culture, and natural resources in the Lackawanna River watershed with the creation of Pennsylvania's first State Heritage Park. Today, it is one of 12 heritage areas across the Commonwealth, each of which represents the events, industries, and traditions that have shaped Pennsylvania. In 2006, the US Congress designated the Lackawanna Heritage Valley as a National Heritage Area, recognizing the region's important contribution to our national story.

The Rail-Trail Council of NEPA, Inc.
The Rail-Trail Council is a non-profit organization dedicated to developing recreational trails in northeastern Pennsylvania. The Council manages the 26-mile D&E Trail from Scranton to the New York border, the 16-mile O&D Trail from Scranton to Sullivan County, and the 18-mile Endless Mountains Trail in the Monticchio area.

Trail Sections
The 26-mile Lackawanna River Heritage Trail route is divided into five distinct sections, each with its own character and history.

Viewing Area Width

Identity Area
Caslon Book
Medium weight
128/138 pt. type setting
25% letter spacing
Centered layout

Message Area
Typical text as shown for graphic placement

Headings
Univers 67 Bold Condensed
70 pt.

Body
Caslon Book
Regular weight
22/26 pt. type setting
5% letter spacing
Flush left layout

LHV Identification
Caslon Book
62/57 pt. type and
42 pt. type
Medium weight
25% Letter spacing
Centered layout



Lackawanna Heritage Valley
National and State Heritage Area

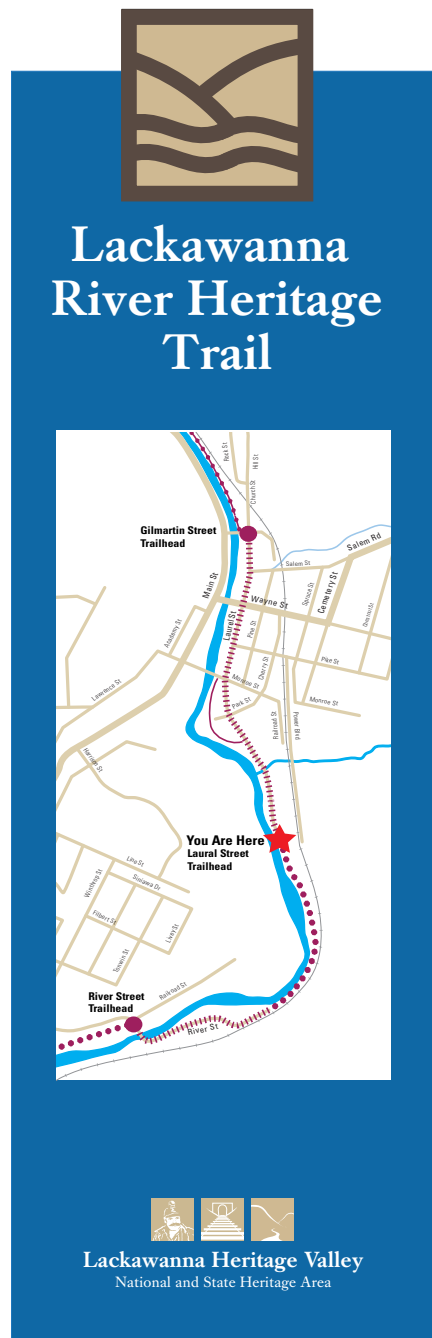
Lackawanna River Heritage Trail Signage Program

3.2 Information Kiosk - 18"

These drawings are meant for DESIGN INTENT ONLY and are not for construction. Contractor shall verify and be responsible for all dimensions and conditions of the job. Contractor shall be familiar with the site and conditions it presents. This office must be notified of any variations from the dimensions and conditions shown on this drawing. Shop drawings and details must be submitted to LHV for approval prior to proceeding with fabrication. All copy shall be proofread by LHV and all legal and code requirements approved by LHV prior to fabrication.

April 10, 2014
**Kiosk Sign Type 3.2
Graphic
Template**
Drawing **D.6**

Sign Type 3.3 / 3.4 Graphic Template



Viewing Area Width

Color

Panel is powder coat blue

Identity Area

Logo cut from 1/8" aluminum
rule lines are painted to match side
corner rails that are powder coat bronze

The background behind the dimensional
logo is painted tan to match the digital
printed LHV logo tan at the bottom

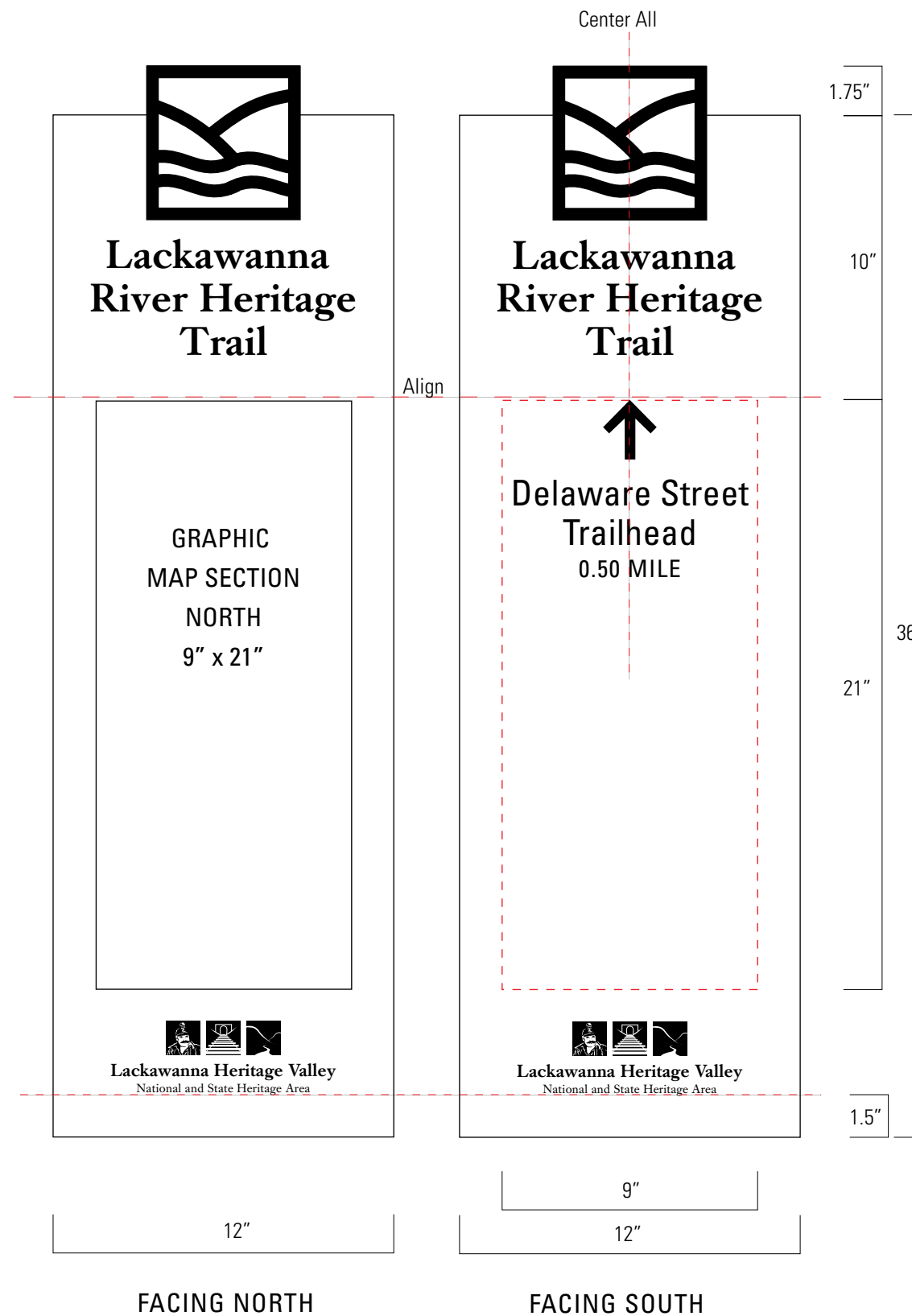
Trail name is white vinyl (non reflective)

Directional Message Area

Digital printed directly to meatel
surface and clear coated

LHV Identification

LHV logo and text is digital printed
directly onto metal surface in
tan and white



FACING NORTH

FACING SOUTH

Identity Area

Caslon Book
Medium weight
100/110 pt. type setting
25% letter spacing
Centered layout

Directional Message Area

Univers 57 Condensed
90/100 pt. type setting
with 60 pt.
10% letter spacing
Centered layout

LHV Identification

Caslon Book
64/41 pt. type and
30 pt. type
Medium weight
25% Letter spacing
Centered layout



Lackawanna Heritage Valley
National and State Heritage Area

Lackawanna River Heritage Trail Signage Program

3.3 Information Kiosk - 12"

3.4 Information Kiosk - 12"

These drawings are meant for DESIGN INTENT ONLY and are not for construction. Contractor shall verify and be responsible for all dimensions and conditions of the job. Contractor shall be familiar with the site and conditions it presents. This office must be notified of any variations from the dimensions and conditions shown on this drawing. Shop drawings and details must be submitted to LHV for approval prior to proceeding with fabrication. All copy shall be proofread by LHV and all legal and code requirements approved by LHV prior to fabrication.

April 10, 2014

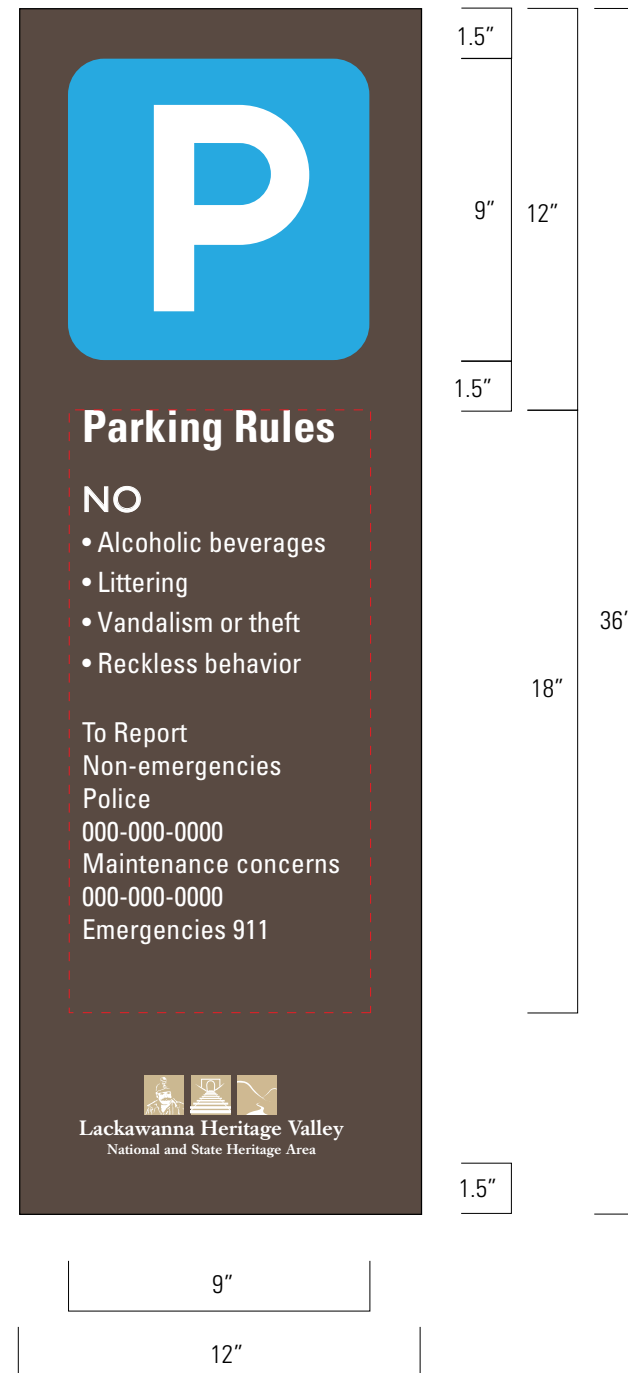
Sign Type 3.3 / 3.4 Graphic Template

Drawing

D.7

Regulatory Signs Type 4.1 4.2 4.3 Graphic Template

4.1 Double Pole & Panel



Viewing Area Width

Messages

Univers 57 and
67 Condensed
10% letter spacing
Flush left layout

Message Area

Univers 57 Condensed
124/134 pt. type setting
10% letter spacing
Centered layout

Color

Top Symbol Sign Blue
Panel Bronze
Type White

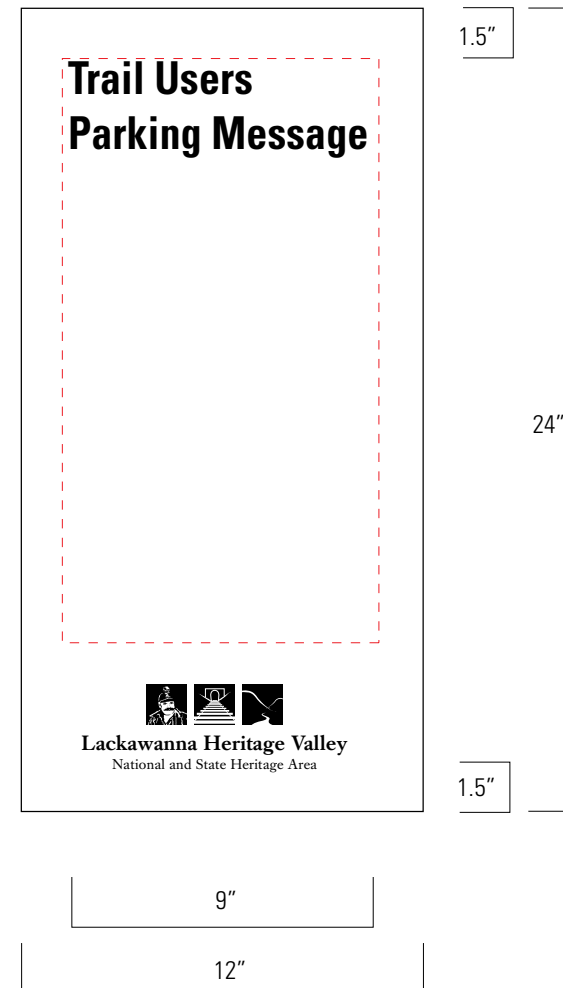
LHV Identification Logo Tan
Type White

LHV Identification

Caslon Book
64/41 pt. type and
30 pt. type
Medium weight
25% Letter spacing
Centered layout

Note: The content (text/images)
used in this drawing illustrates
design intent and are not intended
to be use for actual
graphic art reproduction.

4.2 Double Pole & Panel



4.3 Double Pole & Panel



Lackawanna Heritage Valley
National and State Heritage Area

Lackawanna River Heritage Trail Signage Program

These drawings are meant for DESIGN INTENT ONLY
and are not for construction. Contractor shall verify
and be responsible for all dimensions and conditions
of the job. Contractor shall be familiar with the site
and conditions it presents. This office must be notified
of any variations from the dimensions and conditions
shown on this drawing. Shop drawings and details
must be submitted to LHV for approval prior to
proceeding with fabrication. All copy shall be
proofread by LHV and all legal and code requirements
approved by LHV prior to fabrication.

April 10, 2014

Regulatory Signs Type 4.1 4.2 4.3

Drawing

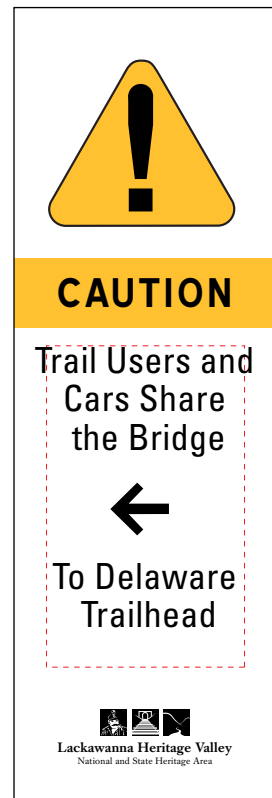
D.8

Regulatory Signs Type 4.1 4.2 4.3


Typical Examples



4.1 Double Pole & Panel
4.1 - 1 Laural Trailhead Parking Lot



4.1 - 2 Laurel St. Bridge



4.1 - 3 Laurel St. Bridge




4.1 - 4 Laurel St. & Laurel Run Parking Lot



4.1 - 5 Delaware Parking Lot



4.1 - 6 LHV Parking Lot



4.2 Single Pole & Panel
4.2 - 1 Gilmartin Church Lot

Note: The content (text/images) used in this drawing illustrates design intent and are not intended to be use for actual graphic art reproduction.



Lackawanna Heritage Valley
National and State Heritage Area

Lackawanna River Heritage Trail Signage Program

- 4.1 Double Pole & Panel**
4.1 - 1 Laural Trailhead Parking Lot
4.1 - 2 Laurel St. Bridge
4.1 - 3 Laurel St. Bridge
4.1 - 4 Laurel St. & Laurel Run Parking Lot
4.1 - 5 Delaware Parking Lot
4.1 - 6 LHV Parking Lot

- 4.2 Single Pole & Panel**
4.2 - 1 Gilmartin Church Lot

- 4.3 Single Pole STOP**
4.3 - 1 Gilmartin
4.3 - 2 Treatment Plant
4.3 - 3 Delaware

These drawings are meant for DESIGN INTENT ONLY and are not for construction. Contractor shall verify and be responsible for all dimensions and conditions of the job. Contractor shall be familiar with the site and conditions it presents. This office must be notified of any variations from the dimensions and conditions shown on this drawing. Shop drawings and details must be submitted to LHV for approval prior to proceeding with fabrication. All copy shall be proofread by LHV and all legal and code requirements approved by LHV prior to fabrication.

April 10, 2014

Regulatory Signs Type 4.1 4.2 4.3 Content

Drawing

D.8A

Adopt-A-Trail Graphic Template



Viewing Area Width

Color

Panel is powder coat blue

Identity Area

Logo cut from 1/8" aluminum rule lines are painted to match side corner rails that are powder coat bronze

The background behind the dimensional logo is painted tan to match the digital printed LHV logo at the bottom

Message Area

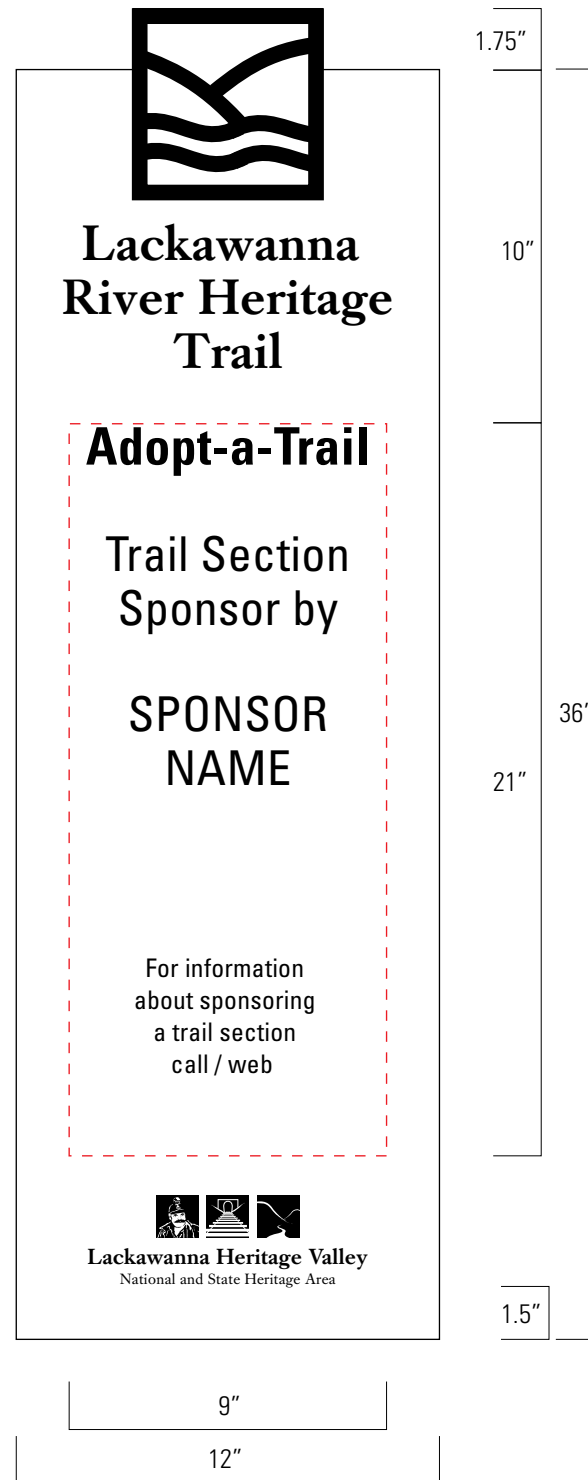
Message and sponsor name is white vinyl (non reflective)

Note: The content (text/images) used in this drawing illustrates design intent and are not intended to be use for actual graphic art reproduction.

LHV Identification

LHV logo and text is digital printed directly onto metal surface in tan and white

Center All



Lackawanna
River Heritage
Trail

Adopt-a-Trail

Trail Section
Sponsor by

SPONSOR
NAME

For information
about sponsoring
a trail section
call / web

Lackawanna Heritage Valley
National and State Heritage Area

Identity Area

Caslon Book
Medium weight
100/110 pt. type setting
25% letter spacing
Centered layout

Message Area

Unifers 67 Condensed
100 pt. type setting
with
Unifers 57 Condensed
90/100 pt. type setting
with
Unifers 57 Condensed
48/58 pt.
all with 10% letter spacing
Centered layout

Sponsor name
Sized for width fit

LHV Identification

Caslon Book
64/41 pt. type and 30 pt. type
Medium weight
25% Letter spacing
Centered layout



Lackawanna Heritage Valley
National and State Heritage Area

Lackawanna River
Heritage Trail
Signage Program

These drawings are meant for DESIGN INTENT ONLY and are not for construction. Contractor shall verify and be responsible for all dimensions and conditions of the job. Contractor shall be familiar with the site and conditions it presents. This office must be notified of any variations from the dimensions and conditions shown on this drawing. Shop drawings and details must be submitted to LHV for approval prior to proceeding with fabrication. All copy shall be proofread by LHV and all legal and code requirements approved by LHV prior to fabrication.

April 10, 2014

Adopt-A-Trail
Graphic Template

Drawing

D.9

Directional Signs Sign Type 2.1

State Highways

Note: Sign drawing is not to scale, sign vendor to provide DOT scaled and approved vector art.
Auto Directional State Wayfinding Signs - Two color graphic logo, white message type on brown background.




1 Sign Type C1-1 - Advance of the exit, on highway, 8" type



2 Sign Type C1-2 - On exit ramp or at the end, 6" type



3 Sign Type C1-3 - Horizontal
End of the exit ramp, 6" type
Note: Arrow direction changes sides
and direction as determined by its location



4 Sign C1-4 - Vertical
Secondary Two Lane Roads, 4" type
Note: Arrow direction changes sides
and direction as determined by its location



Lackawanna Heritage Valley
National and State Heritage Area

Lackawanna River Heritage Trail Signage Program

Signage that will be installed on State roads must follow PennDOT performance standards for highway signing.

The drawings on this page show design intent and content using MUTCD guidelines and Clearview typeface. The drawings are not to be used as final art for fabrication.

Sign fabrication drawings are to be provided by the sign manufacturer for final approval by PennDOT unless PennDOT has approved a signage layout for this area and will manufacture the required signs through its sign shop and provide for installation.

These drawings are meant for DESIGN INTENT ONLY and are not for construction. Contractor shall verify and be responsible for all dimensions and conditions of the job. Contractor shall be familiar with the site and conditions it presents. This office must be notified of any variations from the dimensions and conditions shown on this drawing. Shop drawings and details must be submitted to LHV for approval prior to proceeding with fabrication. All copy shall be proofread by LHV and all legal and code requirements approved by LHV prior to fabrication.


































































April 10, 2014

Directional Signs State Highways

Drawing Page

D.10

Symbol Signs Graphics

		Boat Launch			Interpretive Area			Trail Information
		Canal Boat Tour			Parking Lot			Water Access
		Bike Trail			Pets on Leash			Water Launch
		Bus Stop			Picnic Area			ADA Accessible
		Campfire			Restrooms			Wi Fi Hot Spot
		Exercise			Skateboarding			Stay on Trail
		Fitness			Single Track Trail			Uneven Surfaces
		Fishing			Store			Viewing Area
		Food Service			Swimming			Visitor Center
		Hospital			Trail & Trailhead			Do Not
		Information			Trail Loop			No Entry
								Caution



Lackawanna Heritage Valley
National and State Heritage Area

Lackawanna River Heritage Trail Signage Program

These drawings are meant for DESIGN INTENT ONLY and are not for construction. Contractor shall verify and be responsible for all dimensions and conditions of the job. Contractor shall be familiar with the site and conditions it presents. This office must be notified of any variations from the dimensions and conditions shown on this drawing. Shop drawings and details must be submitted to LHV for approval prior to proceeding with fabrication. All copy shall be proofread by LHV and all legal and code requirements approved by LHV prior to fabrication.

April 10, 2014

Symbol Signs Graphics

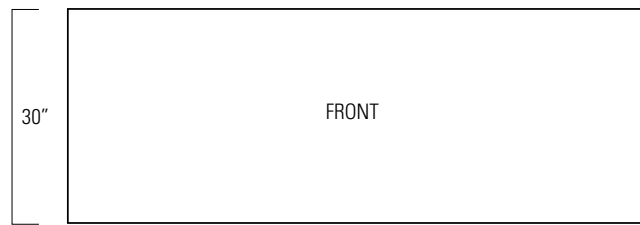
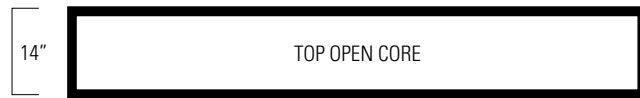
Drawing

D.11


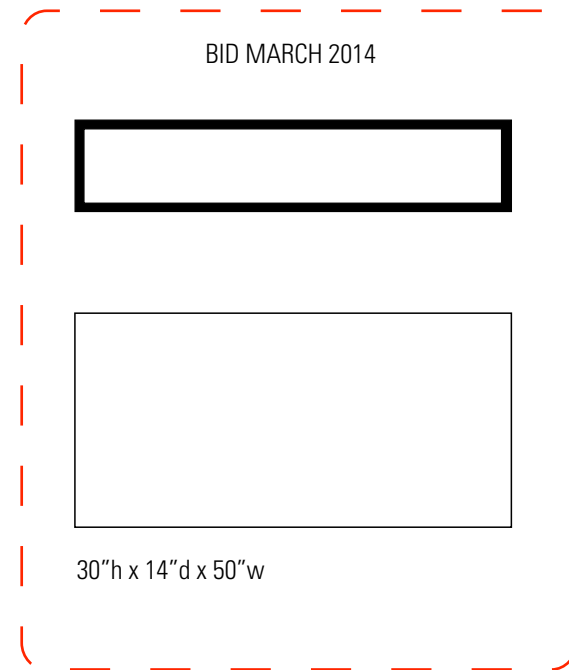
E. Fabrication Details

Precast Concrete Sign Bases


Monument Sign Bases



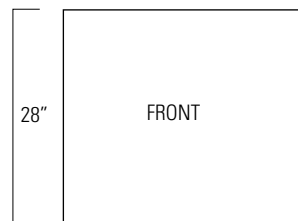

30"h x 14"d x 74"w




30"h x 14"d x 32"w




Kiosk Sign Bases



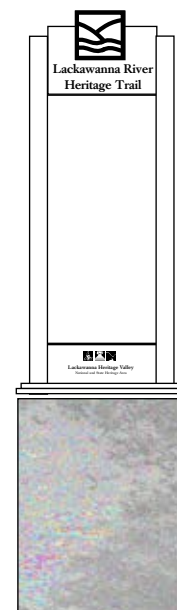
30"h x 10"d x 36"w



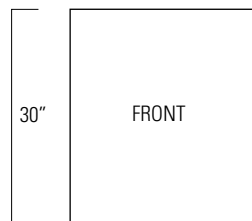

30"h x 10"d x 30"w




30"h x 10"d x 24"w




Monolith Sign Bases



30"h x 24"d x 24"w



30"h x 20"d x 20"w



30"h x 14"d x 14"w



Lackawanna Heritage Valley
National and State Heritage Area

Lackawanna River Heritage Trail Signage Program

The signs in the program are designed with precast custom colored concrete bases.

The heights have all been standardized to a height of 28". The bases should have a minimum 3" thick reinforced wall and a hollow center core that is open at the top and bottom to allow installation over an aluminum sign pole. The precast bases should be cast as one unit with 1/2" beveled corners.

The concrete color is selected from industry standard formulas with 10" color test square samples provided for approval.

The color test samples will be etched to determine if a patina finish can be achieved and controlled for finishing the concrete surface.

These drawings are meant for DESIGN INTENT ONLY and are not for construction. Contractor shall verify and be responsible for all dimensions and conditions of the job. Contractor shall be familiar with the site and conditions it presents. This office must be notified of any variations from the dimensions and conditions shown on this drawing. Shop drawings and details must be submitted to LHV for approval prior to proceeding with fabrication. All copy shall be proofread by LHV and all legal and code requirements approved by LHV prior to fabrication.

April 10, 2014

Cast Concrete Sign Bases

Drawing Page

E.1

Precast Concrete Monument Sign Base



Lackawanna Heritage Valley
National and State Heritage Area

Lackawanna River Heritage Trail Signage Program

Precast Base Sizes

30" h x 14" d x 74" w

30" h x 14" d x 50" w

30" h x 14" d x 32" w

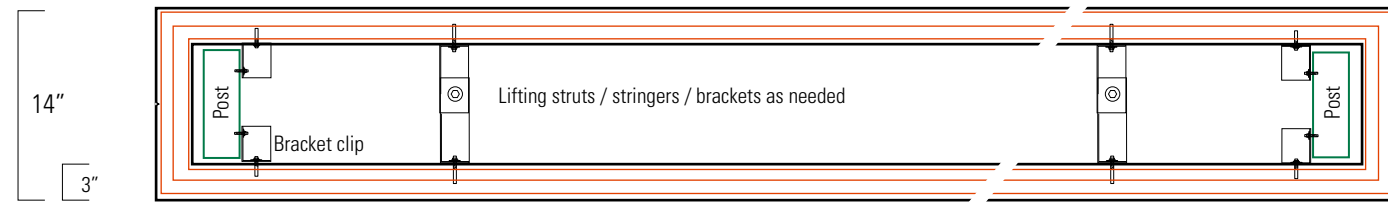
These drawings are meant for DESIGN INTENT ONLY and are not for construction. Contractor shall verify and be responsible for all dimensions and conditions of the job. Contractor shall be familiar with the site and conditions it presents. This office must be notified of any variations from the dimensions and conditions shown on this drawing. Shop drawings and details must be submitted to LHV for approval prior to proceeding with fabrication. All copy shall be proofread by LHV and all legal and code requirements approved by LHV prior to fabrication.

April 10, 2014

Precast Concrete Monument Base

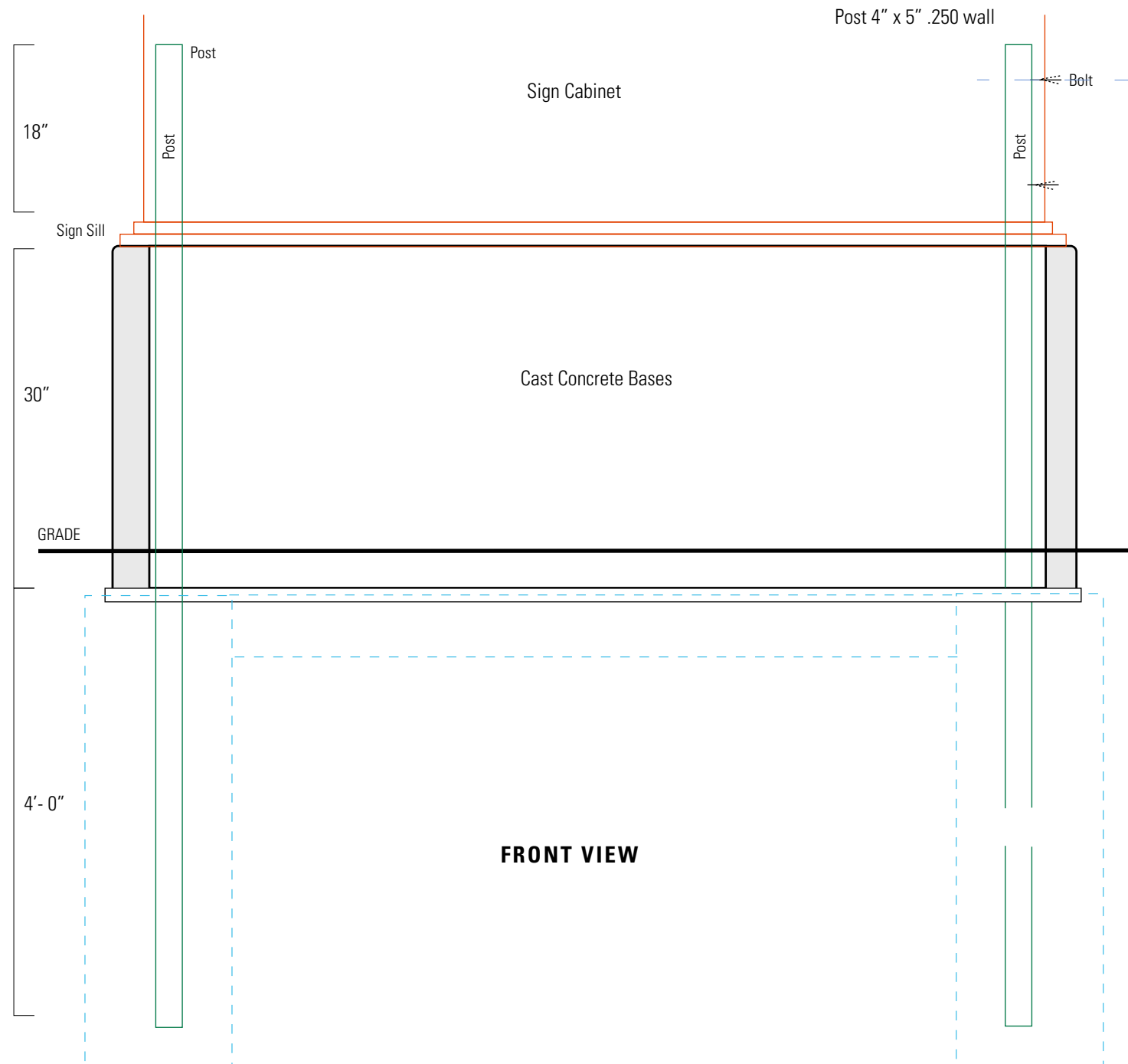
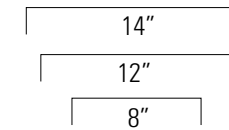
Drawing Page

E.2

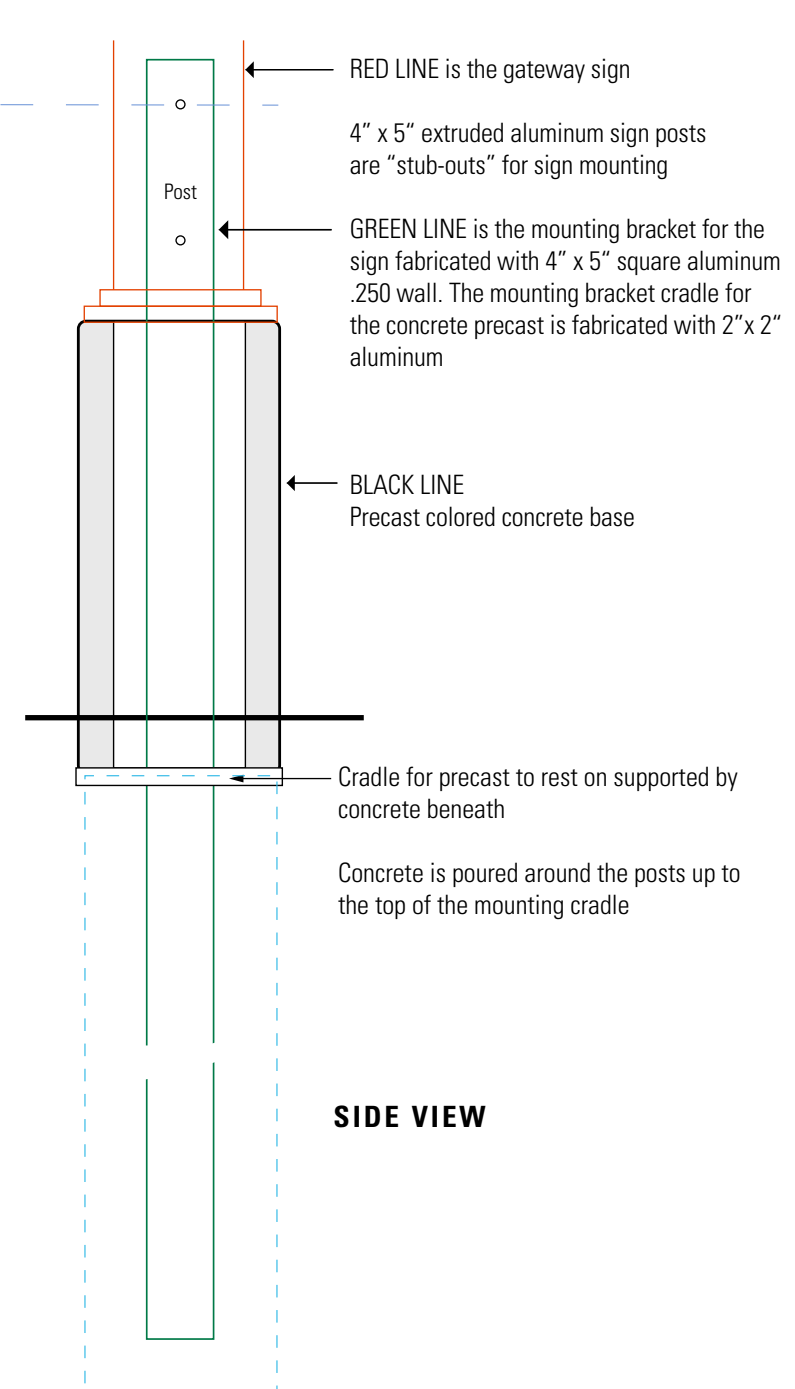


TOP VIEW

3" thick concrete wall with hollow center and open top and bottom



FRONT VIEW



SIDE VIEW

RED LINE is the gateway sign

4" x 5" extruded aluminum sign posts are "stub-outs" for sign mounting

GREEN LINE is the mounting bracket for the sign fabricated with 4" x 5" square aluminum .250 wall. The mounting bracket cradle for the concrete precast is fabricated with 2" x 2" aluminum

BLACK LINE
Precast colored concrete base

Cradle for precast to rest on supported by concrete beneath

Concrete is poured around the posts up to the top of the mounting cradle

Precast Concrete Monolith Sign Base



Lackawanna Heritage Valley
National and State Heritage Area

Lackawanna River Heritage Trail Signage Program

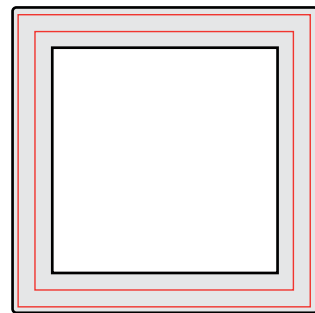
Precast Base Sizes

30" h x 24" d x 24" w

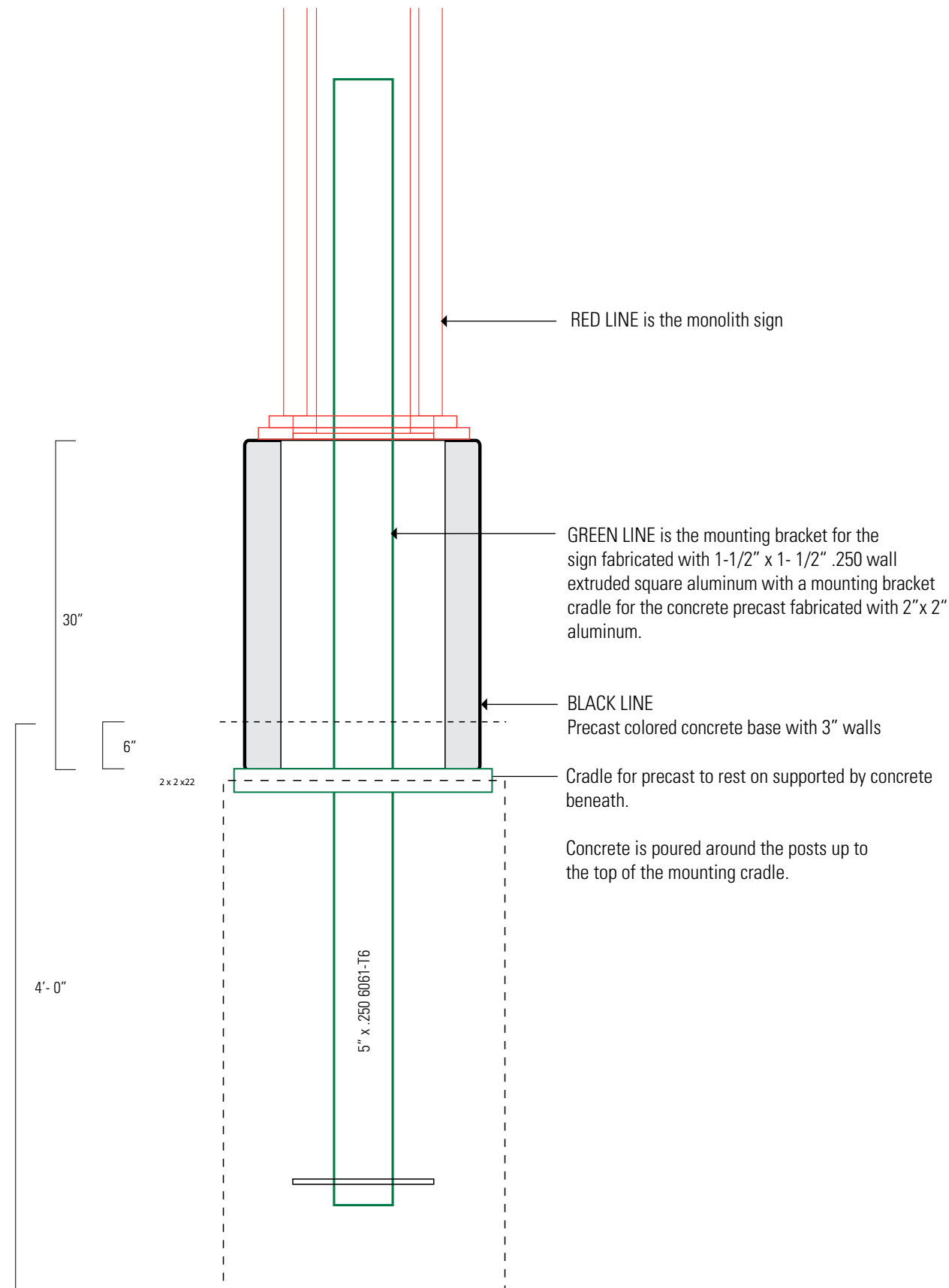
30" h x 20" d x 20" w

30" h x 14" d x 14" w

Precast has 3" thick concrete wall with hollow center core and open top and bottom



TOP VIEW



RED LINE is the monolith sign

GREEN LINE is the mounting bracket for the sign fabricated with 1-1/2" x 1-1/2" .250 wall extruded square aluminum with a mounting bracket cradle for the concrete precast fabricated with 2" x 2" aluminum.

BLACK LINE
Precast colored concrete base with 3" walls

Cradle for precast to rest on supported by concrete beneath.

Concrete is poured around the posts up to the top of the mounting cradle.

These drawings are meant for DESIGN INTENT ONLY and are not for construction. Contractor shall verify and be responsible for all dimensions and conditions of the job. Contractor shall be familiar with the site and conditions it presents. This office must be notified of any variations from the dimensions and conditions shown on this drawing. Shop drawings and details must be submitted to LHV for approval prior to proceeding with fabrication. All copy shall be proofread by LHV and all legal and code requirements approved by LHV prior to fabrication.

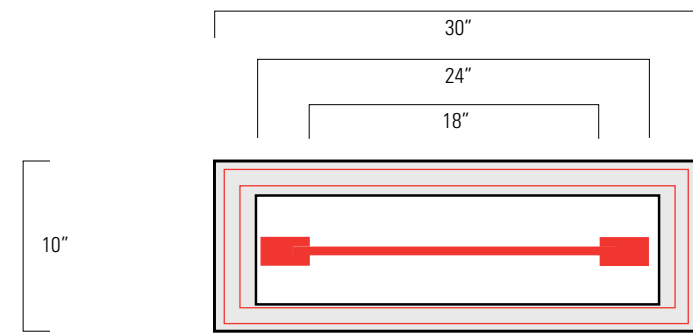
April 10, 2014

Precast Concrete Monolith Base

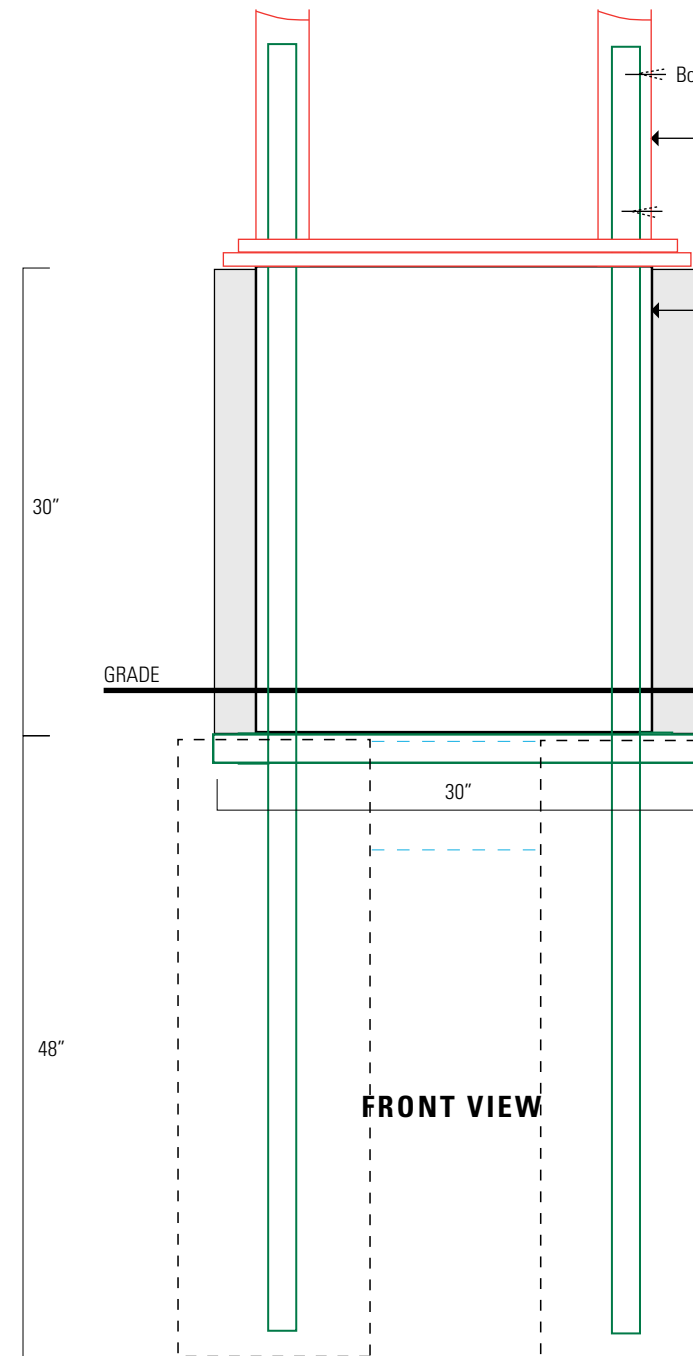
Drawing Page

E.3

Precast Concrete Kiosk Sign Base



3" thick concrete wall with hollow center and open top and bottom



RED LINE is the kiosk sign
2" x 3" extruded aluminum sign posts with sill plate 1" x 8" x 26"

Adjust dimensions for 12", 18", 24", 36" kiosks

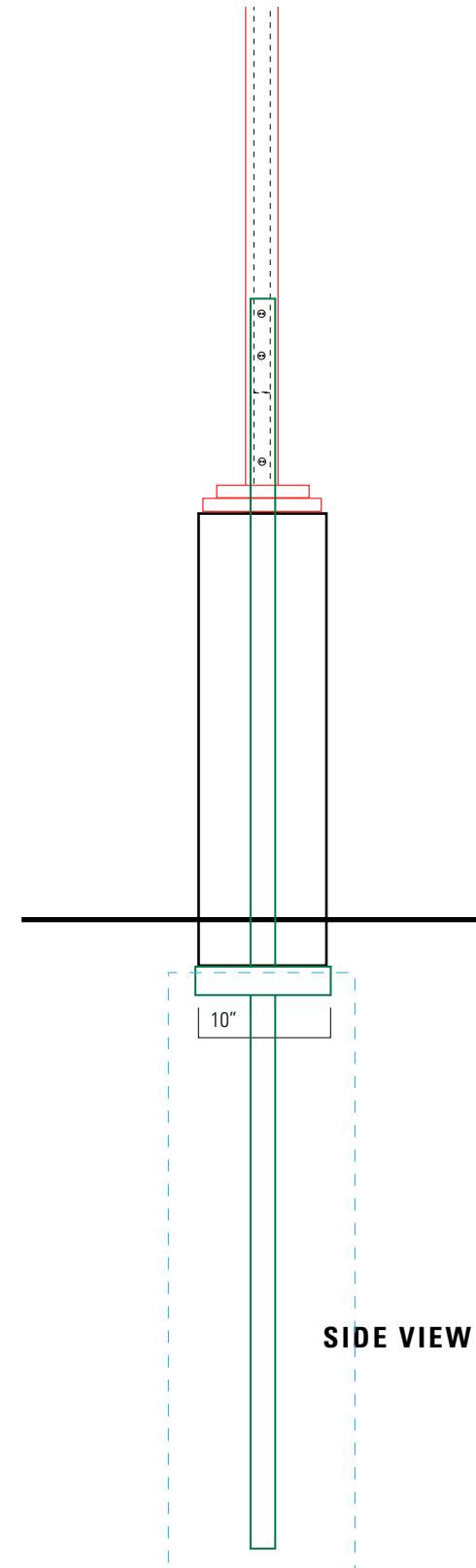
GREEN LINE is the mounting bracket for the sign fabricated with 1-1/2" x 1-1/2" .250 wall extruded square aluminum with a mounting bracket cradle for the concrete precast fabricated with 2" x 2" aluminum.

BLACK LINE
Precast colored concrete base

Cradle for precast to rest on supported by concrete beneath.

Concrete is poured around the posts up to the top of the mounting cradle.

FRONT VIEW



SIDE VIEW



Lackawanna Heritage Valley
National and State Heritage Area

Lackawanna River Heritage Trail Signage Program

Precast Base Sizes

30" h x 10" d x 36" w

30" h x 10" d x 30" w

30" h x 10" d x 24" w

These drawings are meant for DESIGN INTENT ONLY and are not for construction. Contractor shall verify and be responsible for all dimensions and conditions of the job. Contractor shall be familiar with the site and conditions it presents. This office must be notified of any variations from the dimensions and conditions shown on this drawing. Shop drawings and details must be submitted to LHV for approval prior to proceeding with fabrication. All copy shall be proofread by LHV and all legal and code requirements approved by LHV prior to fabrication.

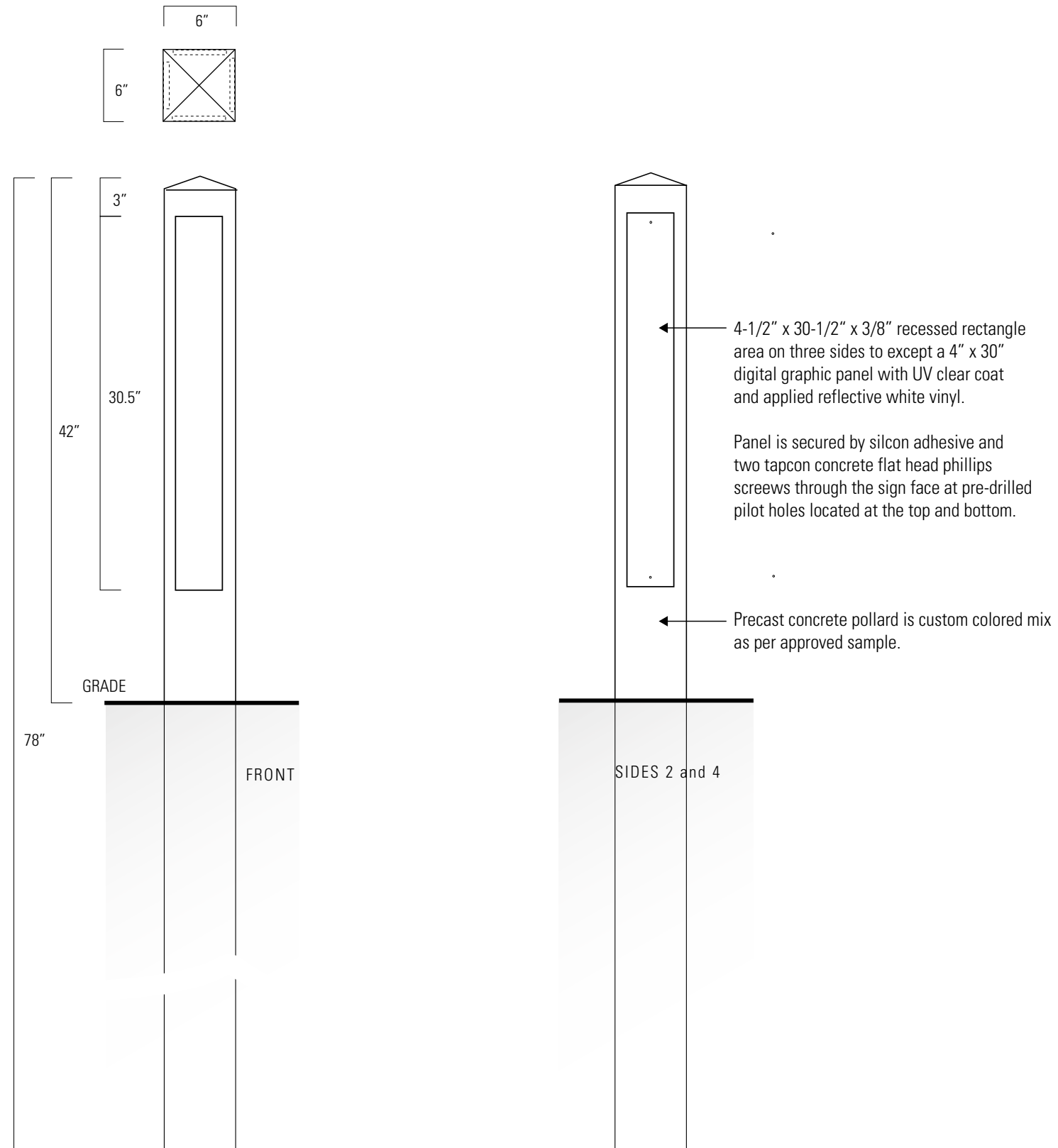
April 10, 2014

Precast Concrete Kiosk Base

Drawing Page

E.4

Precast Concrete Distance Marker



Lackawanna Heritage Valley
National and State Heritage Area

Lackawanna River Heritage Trail Signage Program

Distance marker pollards are 78" h x 6" x 6" precast custom color concrete. Pollards have three recessed areas that can hold a 4" x 30" printed metal sign panel providing the distance and other messages specific to the location.

Pollards are directly buried and back filled at various locations along the trail route.

The concrete color is selected from industry standard formulas approved by 10" color test square samples.

The color test samples will be etched to determine if a patina finish can be achieved and controlled for finishing the concrete surfaces.

These drawings are meant for DESIGN INTENT ONLY and are not for construction. Contractor shall verify and be responsible for all dimensions and conditions of the job. Contractor shall be familiar with the site and conditions it presents. This office must be notified of any variations from the dimensions and conditions shown on this drawing. Shop drawings and details must be submitted to LHV for approval prior to proceeding with fabrication. All copy shall be proofread by LHV and all legal and code requirements approved by LHV prior to fabrication.

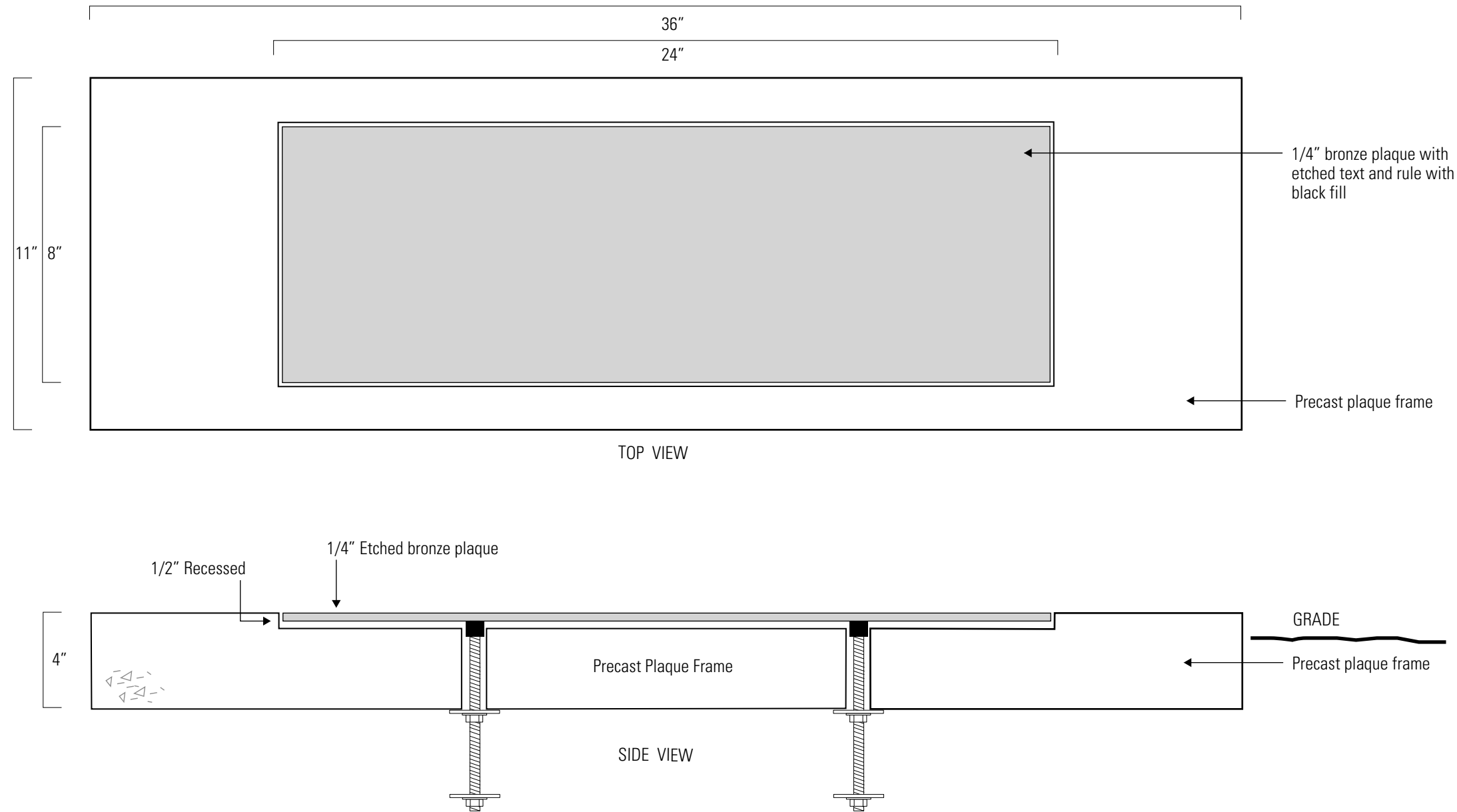
April 10, 2014

Precast Concrete Distance Marker

Drawing Page

E.5

Precast Concrete Art on the Trail Sign Base



Lackawanna Heritage Valley
National and State Heritage Area

Lackawanna River Heritage Trail Signage Program

Art-on-the-Trail precast color concrete sign frame is 11" x 36" x 4" and has a 8" x 24" x 1/2" recessed area that will hold a 7-1/2" x 23-1/2" x 1/4" etched bronze sign plaque.

These drawings are meant for DESIGN INTENT ONLY and are not for construction. Contractor shall verify and be responsible for all dimensions and conditions of the job. Contractor shall be familiar with the site and conditions it presents. This office must be notified of any variations from the dimensions and conditions shown on this drawing. Shop drawings and details must be submitted to LHV for approval prior to proceeding with fabrication. All copy shall be proofread by LHV and all legal and code requirements approved by LHV prior to fabrication.

April 10, 2014

Precast Concrete Art on the Trail Sign Base

Drawing Page

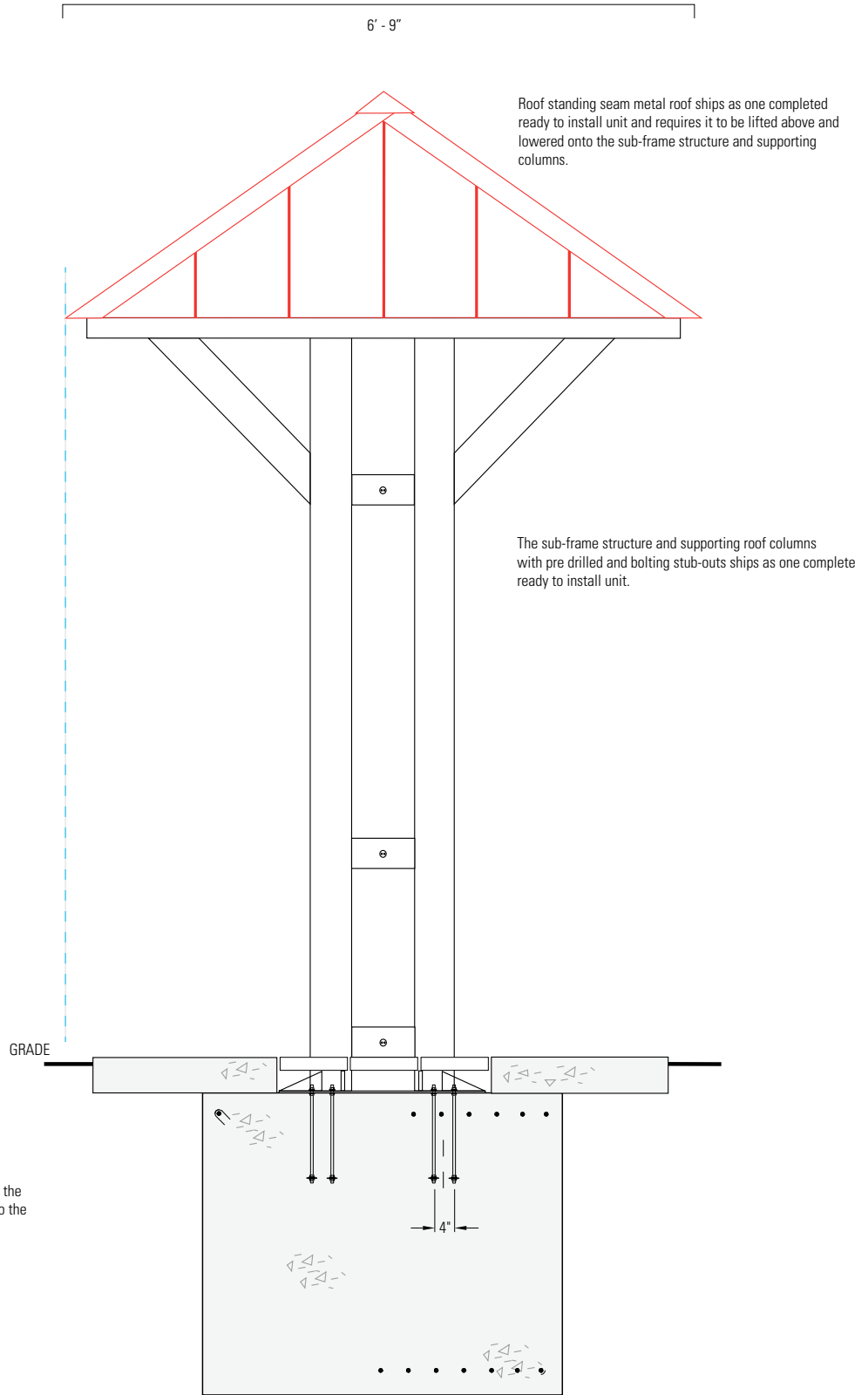
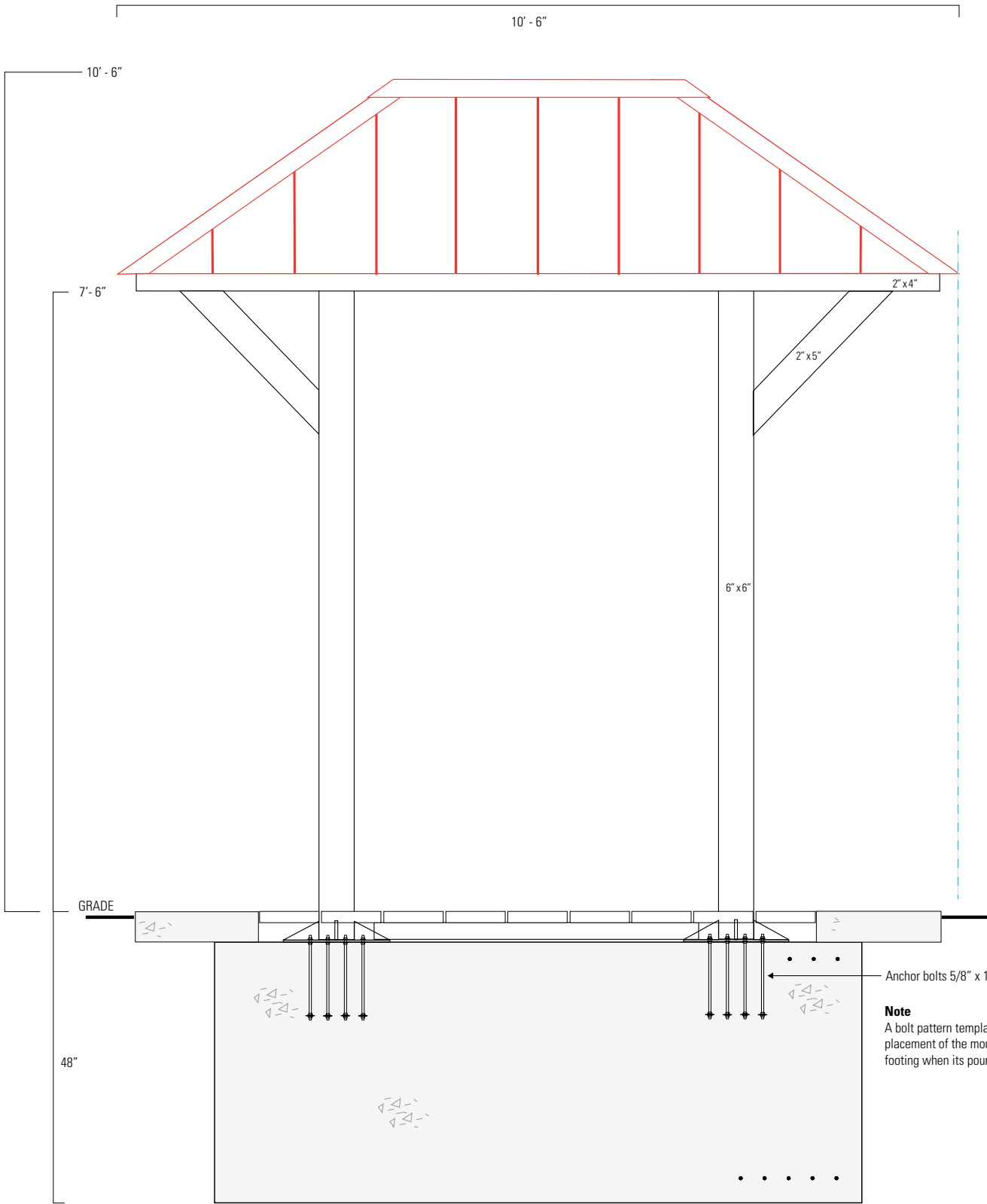
F.6

Information Kiosk with Roof Sign Type 3.5 - Roof Structure



Lackawanna Heritage Valley
National and State Heritage Area

Lackawanna River Heritage Trail Signage Program



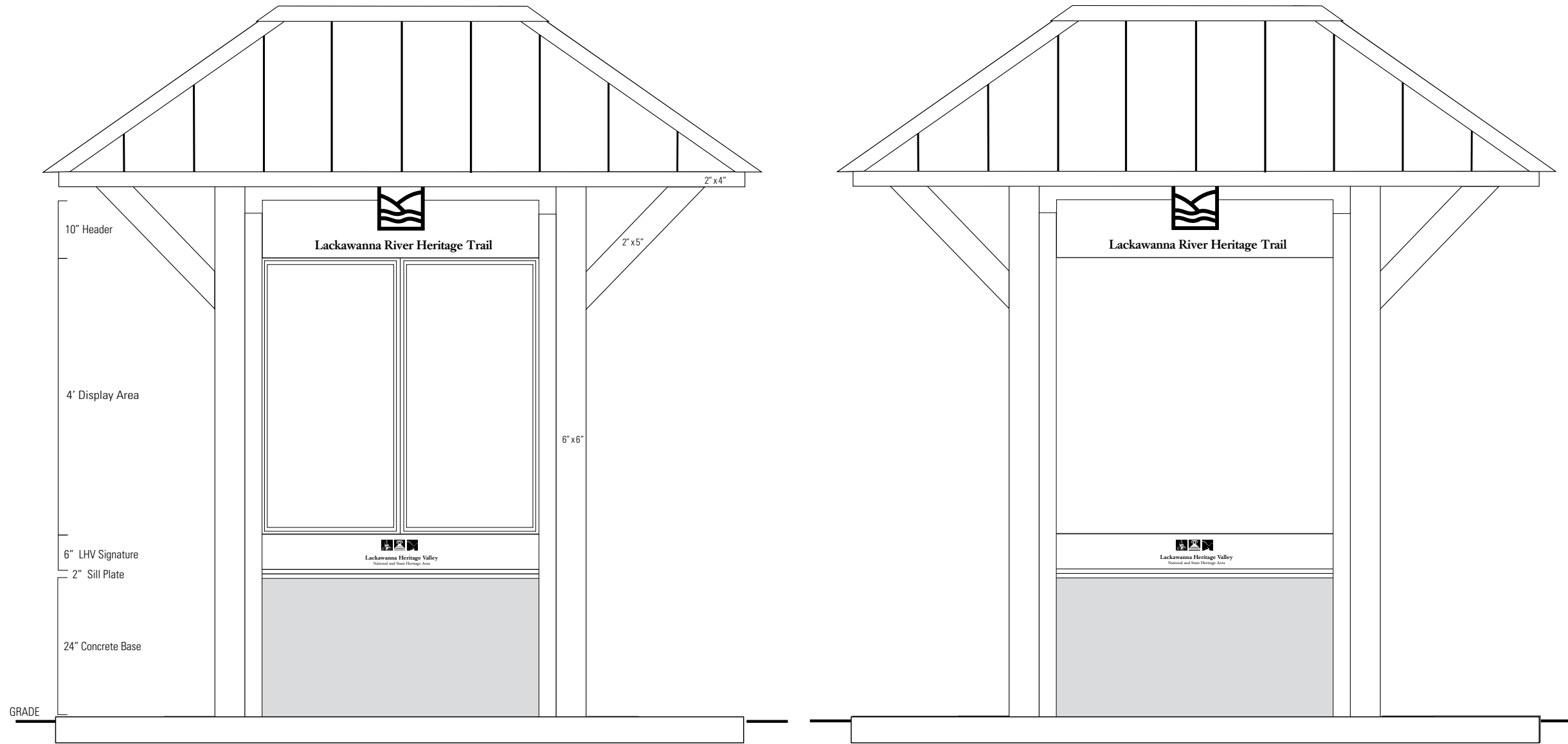
These drawings are meant for DESIGN INTENT ONLY and are not for construction. Contractor shall verify and be responsible for all dimensions and conditions of the job. Contractor shall be familiar with the site and conditions it presents. This office must be notified of any variations from the dimensions and conditions shown on this drawing. Shop drawings and details must be submitted to LHV for approval prior to proceeding with fabrication. All copy shall be proofread by LHV and all legal and code requirements approved by LHV prior to fabrication.

April 10, 2014
**Information Kiosk
Sign Type 3.5**

Drawing Page

E.7

Information Kiosk with Roof Sign Type 3.5



FRONT VIEW

BACK VIEW



Lackawanna Heritage Valley
National and State Heritage Area

Lackawanna River Heritage Trail Signage Program

These drawings are meant for DESIGN INTENT ONLY and are not for construction. Contractor shall verify and be responsible for all dimensions and conditions of the job. Contractor shall be familiar with the site and conditions it presents. This office must be notified of any variations from the dimensions and conditions shown on this drawing. Shop drawings and details must be submitted to LHV for approval prior to proceeding with fabrication. All copy shall be proofread by LHV and all legal and code requirements approved by LHV prior to fabrication.

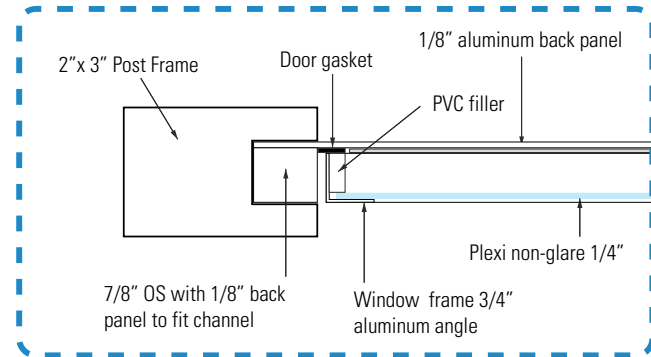
April 10, 2014

Information Kiosk Sign Type 3.5

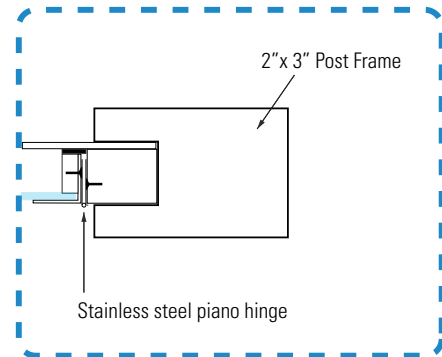
Drawing Page

E.8

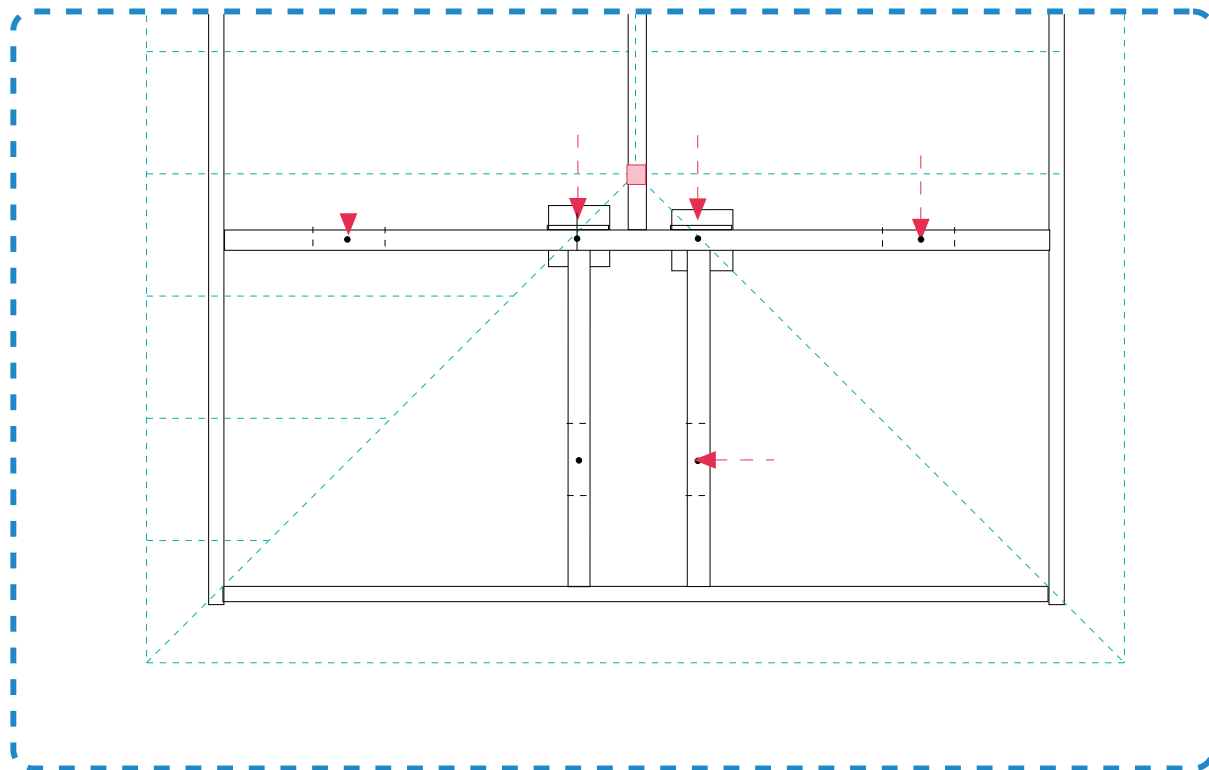
Information Kiosk with Roof Sign Type 3.5 - Roof Structure



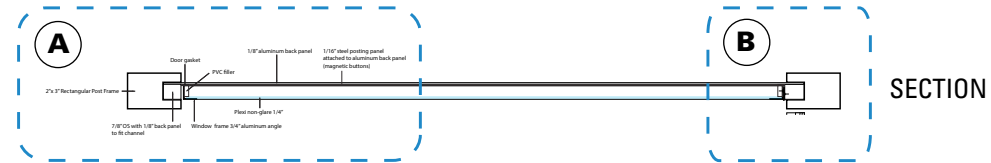
A SECTION Display case with window frame




B



1 VIEW Roof truss and anchor points



SECTION



HEADER

DISPLAY PANEL

DISPLAY CASE

BROCHURE DISPLAY



Lackawanna Heritage Valley
National and State Heritage Area

Lackawanna River Heritage Trail Signage Program

These drawings are meant for DESIGN INTENT ONLY and are not for construction. Contractor shall verify and be responsible for all dimensions and conditions of the job. Contractor shall be familiar with the site and conditions it presents. This office must be notified of any variations from the dimensions and conditions shown on this drawing. Shop drawings and details must be submitted to LHV for approval prior to proceeding with fabrication. All copy shall be proofread by LHV and all legal and code requirements approved by LHV prior to fabrication.

April 10, 2014

Information Kiosk Sign Type 3.5

Drawing Page

E.9



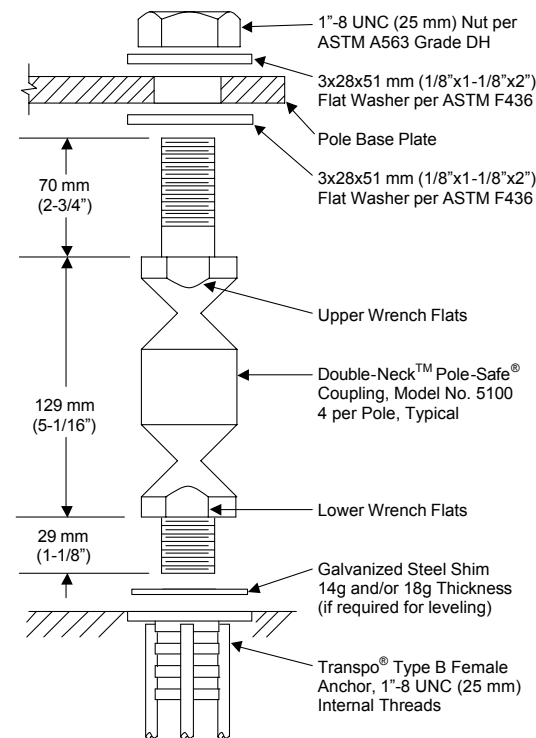
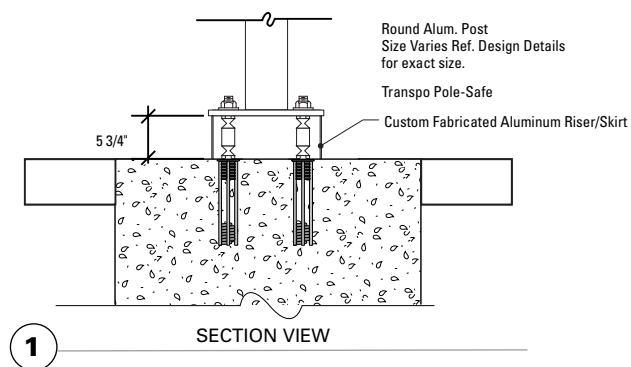
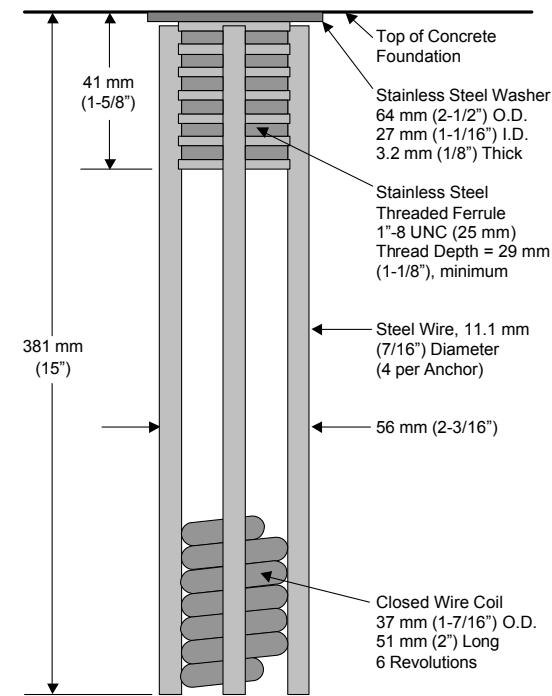
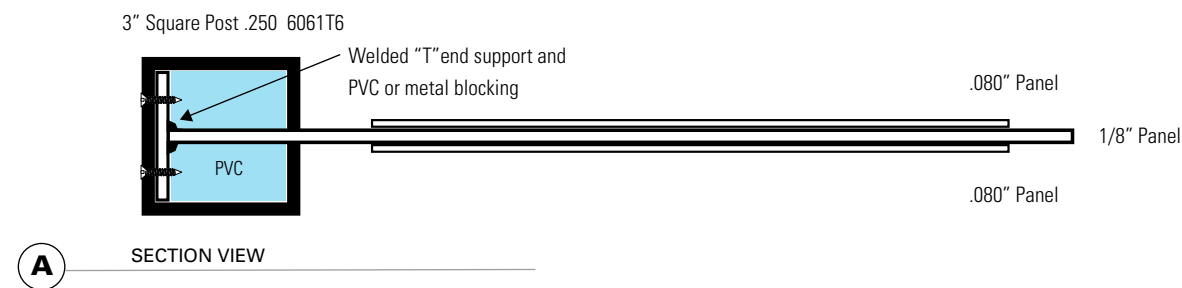
Lackawanna River Heritage Trail Signage Program

These drawings are meant for DESIGN INTENT ONLY and are not for construction. Contractor shall verify and be responsible for all dimensions and conditions of the job. Contractor shall be familiar with the site and conditions it presents. This office must be notified of any variations from the dimensions and conditions shown on this drawing. Shop drawings and details must be submitted to LHV for approval prior to proceeding with fabrication. All copy shall be proofread by LHV and all legal and code requirements approved by LHV prior to fabrication.

April 10, 2014
Directional Signs Type 1.3

Drawing

E.10



A
Section



Sign Panel

The 1/8" sign backer panel slides down and into the 3" square post with PVC blocking and fastening with screws.

Paint

Backer panel is powder coated bronze and the two message panels that are mounted to the backer panel on both sides are powder coated blue.

Graphics

Logo is cut from 7-year tan and brown vinyl.

If the message text exceeds vinyl application technique (to small and to many words) the message is digital printed directly onto the metal surface in white and the background behind the logo is printed blue.

Vector cutting panel shapes and text files are provided as Adobe Illustrator.

Sign Post

Sign post is 3"x 3" square aluminum with a mounting flange welded to the base.

Mounting flange cut from 3/4" aluminum has four 3/4" break-away mounting bolts.

Flange cut from 3/4" aluminum and bolts are to be concealed from view by an aluminum cover pan powder coated bronze to match the pole.

Break-away bolts are wet set into a poured concrete footer the size determined by an Engineer.

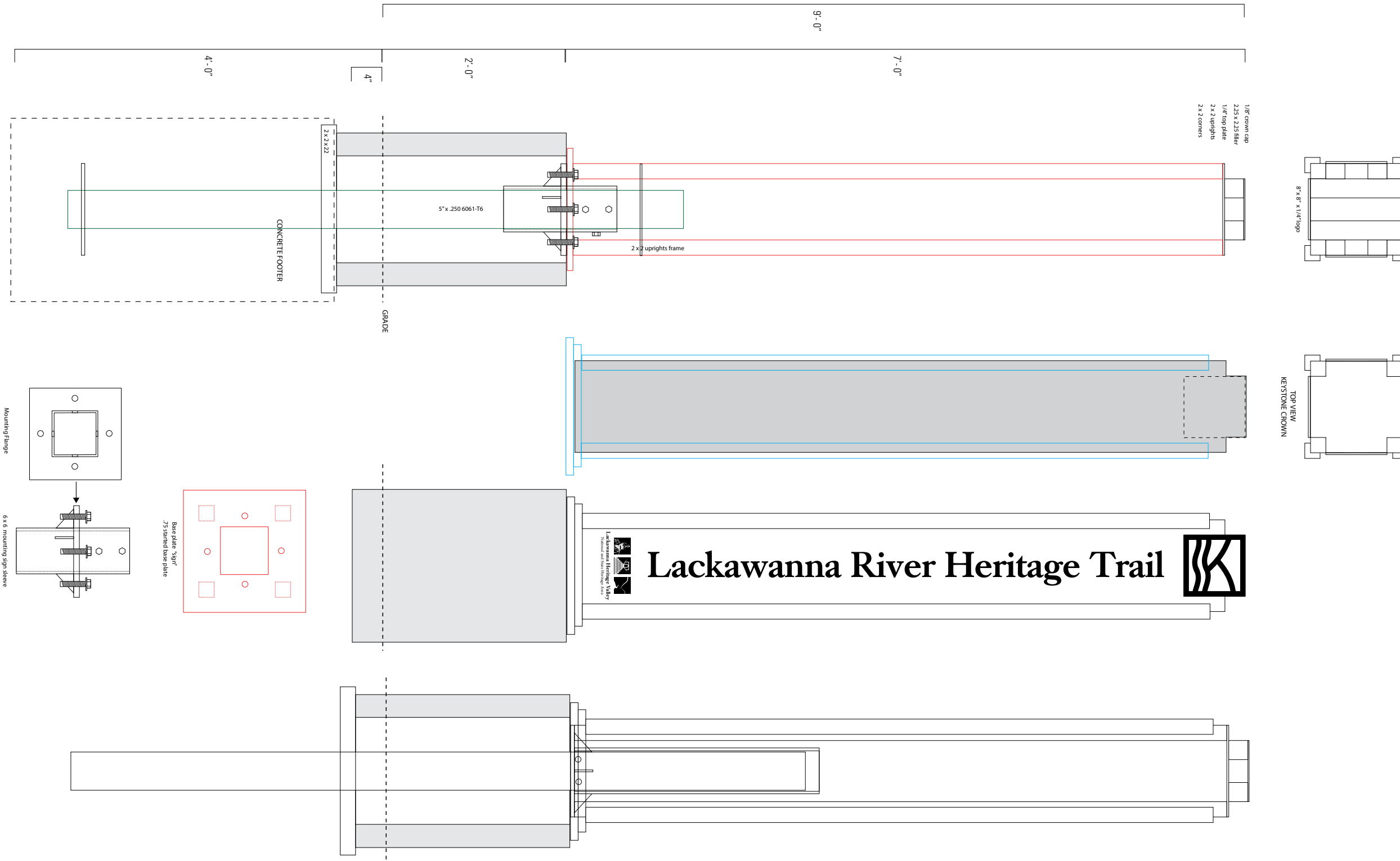
1
GRADE

Identification Monolith Sign Type 2.5



Lackawanna Heritage Valley
National and State Heritage Area

Lackawanna River Heritage Trail Signage Program



These drawings are meant for DESIGN INTENT ONLY and are not for construction. Contractor shall verify and be responsible for all dimensions and conditions of the job. Contractor shall be familiar with the site and conditions it presents. This office must be notified of any variations from the dimensions and conditions shown on this drawing. Shop drawings and details must be submitted to LHV for approval prior to proceeding with fabrication. All copy shall be proofread by LHV and all legal and code requirements approved by LHV prior to fabrication.

April 10, 2014

Identification Sign Sign Type 2.5

Drawing

E.11